

Medical Board of Australia

Report on specialist medical colleges' specialist pathway data

Reporting period: 1 January 2016 – 31 December 2016



Table of contents

1	Introduction	1
1.1	How to interpret the data	2
2	Summary of the results	3
3	List of college abbreviations	4
4	Applications	
4.1	Number of applications received	5
4.2	Top five countries by number of applications received	6
4.3	Number of applications incomplete on first submission	7
4.4	Number of applications withdrawn by the IMG	8
5	Specialist recognition outcomes	
5.1	Outcome of interim assessment	9
5.1.1	By country of highest specialist qualification - all colleges	10
5.1.2	Top five countries by number of applications	11
5.2	Outcome of final assessment	12
5.2.1	By country of highest specialist qualification - all colleges	13
5.2.2	Top five countries by number of final assessments - interim assessment - partially comparable	14
5.2.3	Top five countries by number of final assessments - interim assessment - substantially comparable	15
5.3	Number of fellowships awarded to IMGs	16
5.4	Number of reviews/reconsiderations and appeals of college decision requested by IMGs	17
6	Specialist recognition timeframes and requirements	
6.1	Interim assessment	
6.1.1	Time to first available interview	18
6.1.2	Time from interview to interim assessment decision	19
6.1.3	Total time for interim assessment	20
6.2	Substantially comparable IMGs	
6.2.1	Period of peer review required by college	21
6.2.2	Number required to complete exam	22
6.2.3	Time for final assessment	23
6.2.4	Maximum timeframes for completing college requirements	24

6.3	Partially comparable IMGs	
6.3.1	Period of supervised practice and/or training required by college.....	25
6.3.2	Time for final assessment.....	26
6.3.3	Maximum timeframes for completing college requirements.....	27
6.4	Time for specialist recognition final assessment decision.....	28
7	Area of need outcomes and timeframes	
7.1	Outcome of assessment.....	29
7.2	Time for assessment.....	30
8	IMG country of qualifications	
8.1	Primary medical degree and specialist qualification – all colleges (data).....	31
8.2	Primary medical degree and specialist qualification – all colleges (graph).....	32
8.3	Specialist qualification	
8.3.1	Australasian College of Dermatologists.....	33
8.3.2	Australasian College for Emergency Medicine.....	34
8.3.3	Australasian College of Sport and Exercise Physicians.....	35
8.3.4	Australian and New Zealand College of Anaesthetists.....	36
8.3.5	Australian College of Rural and Remote Medicine.....	37
8.3.6	College of Intensive Care Medicine of Australia and New Zealand.....	38
8.3.7	Royal Australasian College of Dental Surgeons.....	39
8.3.8	Royal Australasian College of Surgeons.....	40
8.3.9	The Royal Australian College of General Practitioners.....	41
8.3.10	The Royal Australasian College of Medical Administrators.....	42
8.3.11	The Royal Australasian College of Physicians.....	43
8.3.12	The Royal Australian and New Zealand College of Psychiatrists.....	44
8.3.13	The Royal Australian and New Zealand College of Obstetricians and Gynaecologists.....	45
8.3.14	The Royal Australian and New Zealand College of Ophthalmologists.....	46
8.3.15	The Royal Australian and New Zealand College of Radiologists.....	47
8.3.16	The Royal College of Pathologists of Australasia.....	48

1 Introduction

The specialist pathway is for international medical graduates (IMGs) who are overseas-trained specialists seeking specialist registration in Australia (specialist recognition) or who are applying for an area of need specialist level position in Australia.

The Medical Board of Australia (the Board) has developed guidance for the specialist medical colleges on the current specialist pathway assessment process. The *Good practice guidelines for the specialist international medical graduate assessment process* aim to support specialist medical colleges in their role of assessing specialist international medical graduates. The guidelines came into effect on 2 November 2015.

More information about the specialist pathway and the *Good practice guidelines* are available on the [Board's website](#).

On 1 July 2014 changes were made to the specialist pathway for IMGs. IMGs now apply directly to the relevant specialist medical college for assessment rather than through the Australian Medical Council (AMC). The AMC previously collected a range of data on specialist pathway applications. As the AMC no longer collect pathway data, colleges now report their data directly to the Board.

Reporting is annual by calendar year:

- the first report covered the initial six month period 1 July – 1 December 2014
- the second report covered the period 1 January – 31 December 2015 and is available at www.medicalboard.gov.au/News/Statistics
- this is the third report covering the period 1 January – 31 December 2016.

All colleges report against the same metrics. The data requested for 2016 includes:

- number and type of applications received in 2016 (application for specialist recognition, area of need or combined (specialist recognition and area of need))
- applicant's (IMG) country of training (for applications received in 2016)
- number of applications received which were incomplete on first submission
- number of applications withdrawn by the applicant (IMG)
- outcome of college's interim comparability assessment (IMG found to be not comparable, partially comparable or substantially comparable)
- outcome of college's area of need assessment (IMG found to be suitable or not suitable for the area of need position)
- outcome of final assessment for specialist recognition (IMG recommended for specialist recognition or not recommended for specialist recognition)
- time from interim assessment to final assessment (from the date of decision of interim assessment, to the date the decision of final assessment is made by college)
- number of fellowships awarded to IMGs on the specialist pathway
- number of appeals of college decision by IMGs.

In 2016, colleges also reported against a number of performance benchmarks. These include:

- time to first available assessment interview for interim assessment (from the date a complete application is received to the date of first available interview that is offered)
– *benchmark - interview available within 3 months*

- time from interview to interim assessment decision (from the date the IMG attends interview to the date the decision of interim assessment is made by college)
– *benchmark - interim assessment completed within 14 days after interview*
- time for specialist recognition interim assessment (from the date a complete application is received to the date the decision of interim assessment is made by college)
– *benchmark - interim assessment completed within 3 months & 14 days*
- time for area of need assessment (from the date a complete application is received to the date the decision of suitability for area of need position is made by college) (excludes combined assessments)
– *benchmark - area of need assessment completed within 2 months*
- time for specialist recognition final assessment decision (from the date the IMG notifies the college that they have completed the requirements to the date the decision of final assessment is made by college)
– *benchmark - decision on final assessment completed within 2 months.*

Colleges also reported against a set of compliance measures to confirm compliance with the *Good practice guidelines*. These include:

- period of practice required by the college
– *compliance measure - up to 12 months FTE peer review (substantially comparable IMGs) or 24 months supervised practice (partially comparable IMGs)*
- requirement for substantially comparable IMGs to complete an examination
– *compliance measure - only partially comparable IMGs may be required to complete an examination*
- maximum timeframes for completing college requirements
– *compliance measure – up to two years to complete up to 12 months FTE peer review (substantially comparable IMGs) or up to four years to complete up to 24 months supervised practice (partially comparable IMGs).*

Note that this is the first year colleges are reporting against the benchmarks and compliance measures. The Australian Health Practitioner Regulation Agency, on behalf of the Board, has appointed an external reviewer to review specialist medical colleges' performance in relation to assessments of IMGs. The Board has asked the external reviewer to report on the suitability and appropriateness of the benchmarks and measures and they may need to be amended in the future.

1.1 How to interpret the data

The specialist college data report is a report of all college 'activities' during the period and reflects point in time reporting as IMGs are unlikely to complete all the processes within one reporting period. Therefore, denominators are unable to be defined and percentages cannot be calculated. A college may have more assessment outcomes than applications received for the period.

Delays can occur during the assessment process which are outside the control of the college, for example, an IMG may choose to defer their interview. There are IMGs who are still on the specialist pathway who have exceeded the maximum timeframes, however they commenced the pathway before the *Good practice guidelines* were released.

The data have been collated and summarised in graphs and tables.

2 Summary of the results

Highlights from the 2016 data include:

- IMGs have gained their specialist qualifications in a range of countries with highest numbers of applications from United Kingdom, India and South Africa.
- the colleges with the highest number of applications in the twelve month period were the Royal Australian College of General Practitioners (RACGP) (292 applications) and the Royal Australasian College of Physicians (RACP) (204 applications).
- the colleges with the lowest number of applications in the twelve month period were the Royal Australasian College of Dental Surgeons (RACDS) (two applications) and the Australasian College of Sport and Exercise Physicians (ACSEP) (three applications)
- across all colleges, 86 per cent of IMGs from the UK and Ireland were assessed as 'substantially comparable'
- across all colleges, 95 per cent of IMGs from the UK and Ireland who were assessed as partially comparable or substantially comparable fulfilled the college requirements and were recommended for specialist recognition
- the majority of applicants for the specialist pathway - area of need were found suitable for the position
- the majority of requests for review/reconsideration and appeals relate to the interim assessment of comparability (i.e. IMG appealing assessment outcome 'not comparable' or 'partially comparable')

Highlights from the performance benchmark data include:

- most colleges were able to offer the majority of their IMGs an interview within three months of receiving a complete application
- the time taken from the interview to the interim assessment decision varies with some colleges meeting the benchmark for all their IMGs and other colleges outside the benchmark for all their IMGs. For those colleges who don't meet the benchmark for any of their IMGs, the reason this was not met is because of the approval processes required within the college before the decision is confirmed
- the time for interim assessment was outside the benchmark for many IMGs, however this can result when an IMG is offered an interview early in the process but they chose to defer the interview, thus extending the total time for interim assessment. In other cases the delay was due to college internal processes.
- of the five colleges who assessed area of need applications (excluding combined assessments), three colleges completed all their area of need assessments within the benchmark (two months) and the other two colleges completed half of their area of need assessments within the benchmark
- the majority of IMGs received the outcome of their final assessment (recommended or not recommended for specialist recognition) within two months of completing their requirements.

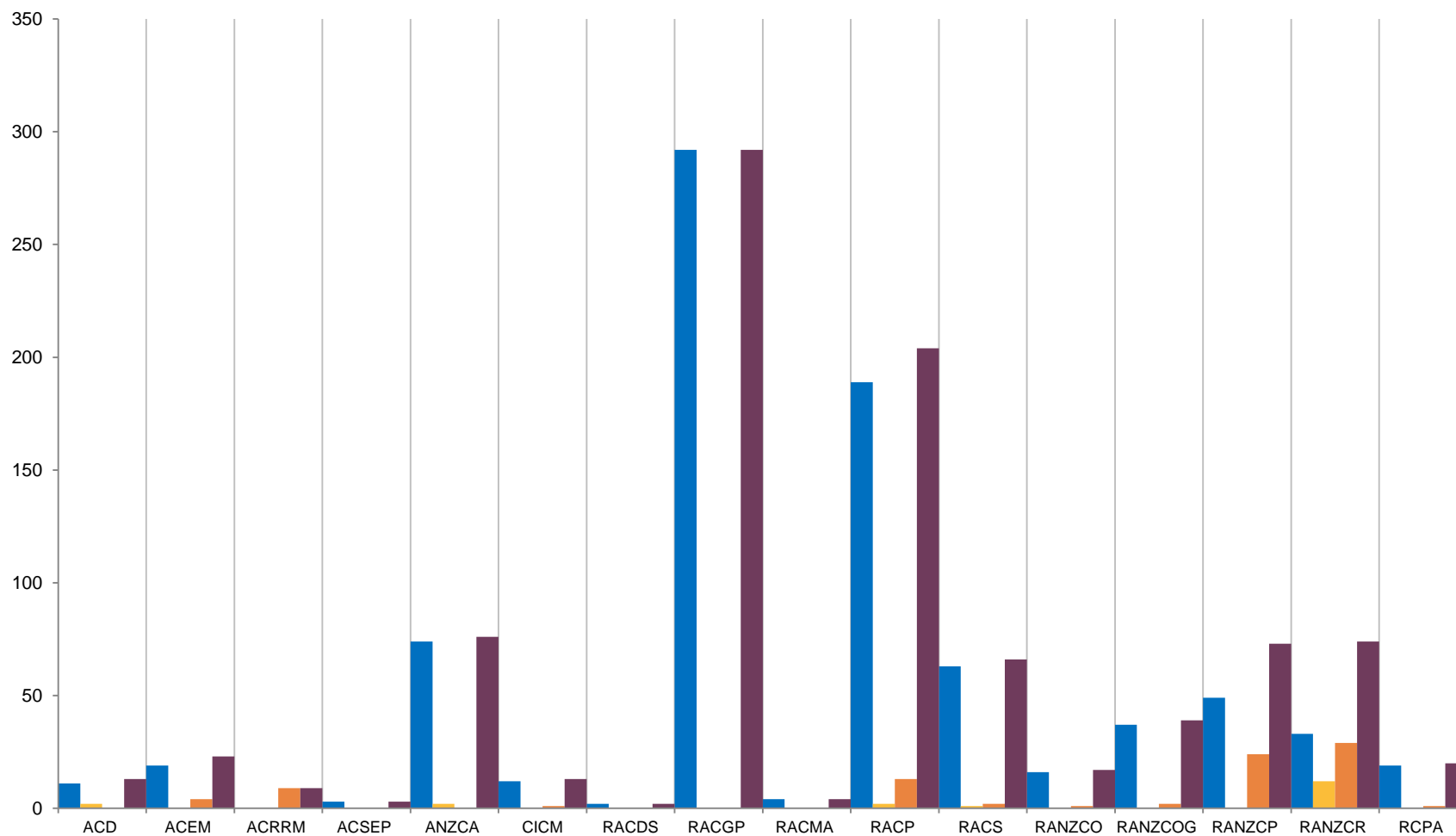
Highlights from the compliance data include:

- all colleges, except for the Royal Australasian College of Surgeons (RACS), met the compliance measure for the period of practice required for substantially comparable IMGs. All colleges met the compliance measure for the period of practice required for partially comparable IMGs.
- no colleges required their substantially comparable IMGs to complete a formal examination, thereby meeting the compliance measure.
- the majority of IMGs are completing the pathway process within the maximum timeframes set by the Board.

3 List of college abbreviations

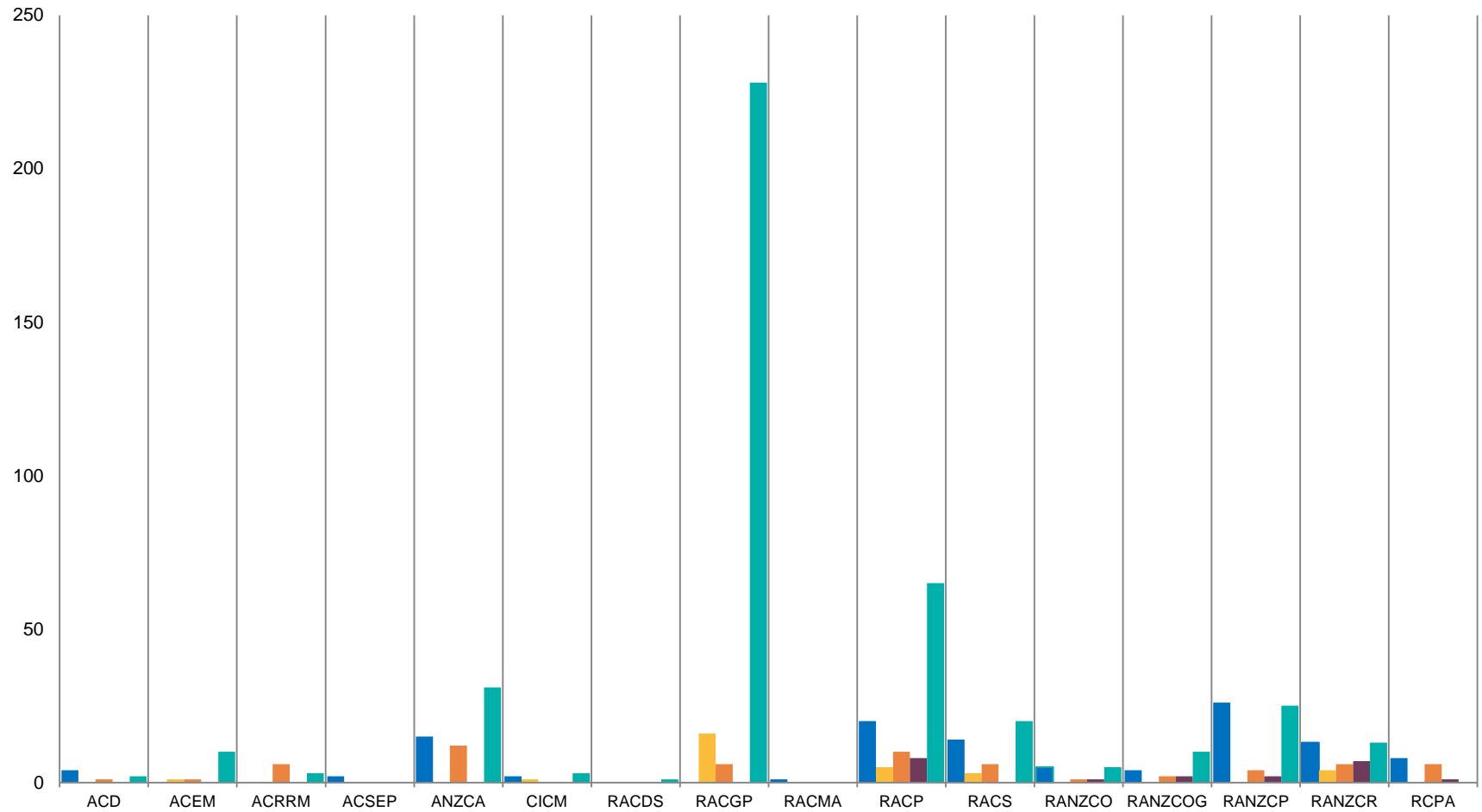
ACD	Australasian College of Dermatologists
ACEM	Australasian College for Emergency Medicine
ACSEP	Australasian College of Sport and Exercise Physicians
ANZCA	Australian and New Zealand College of Anaesthetists
ACRRM	Australian College of Rural and Remote Medicine
CICM	College of Intensive Care Medicine of Australia and New Zealand
RACDS	Royal Australasian College of Dental Surgeons
RACS	Royal Australasian College of Surgeons
RACGP	The Royal Australian College of General Practitioners
RACMA	The Royal Australasian College of Medical Administrators
RACP	The Royal Australasian College of Physicians
RANZCP	The Royal Australian and New Zealand College of Psychiatrists
RANZCOG	The Royal Australian and New Zealand College of Obstetricians and Gynaecologists
RANZCO	The Royal Australian and New Zealand College of Ophthalmologists
RANZCR	The Royal Australian and New Zealand College of Radiologists
RCPA	The Royal College of Pathologists of Australasia

4.1 Applications: Number of applications received



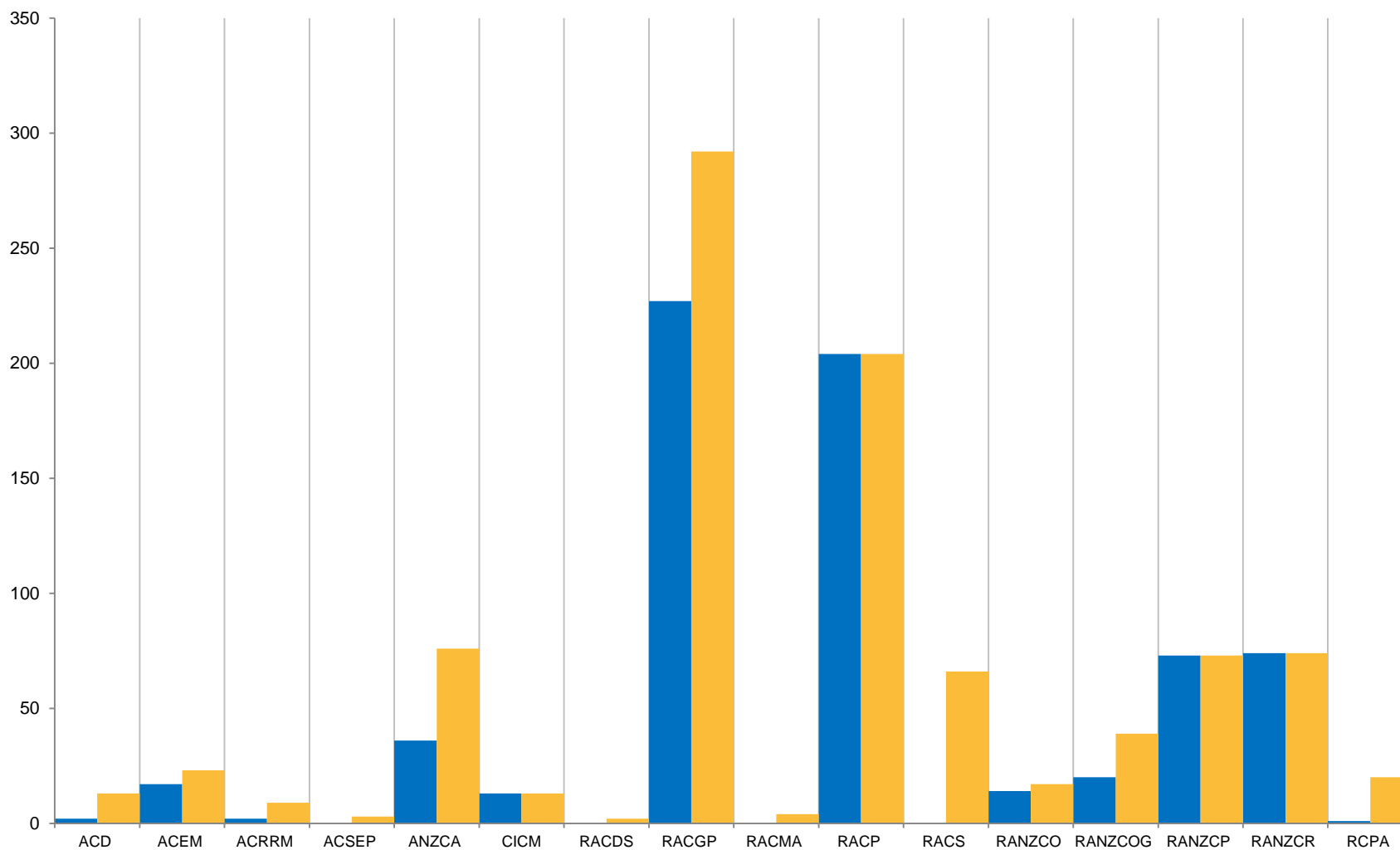
	ACD	ACEM	ACRRM	ACSEP	ANZCA	CICM	RACDS	RACGP	RACMA	RACP	RACS	RANZCO	RANZCOG	RANZCP	RANZCR	RCPA
Specialist recognition	11	19	0	3	74	12	2	292	4	189	63	16	37	49	33	19
Area of need	2	0	0	0	2	0	0	0	0	2	1	0	0	0	12	0
Specialist recognition and area of need	0	4	9	0	0	1	0	0	0	13	2	1	2	24	29	1
Total number of applications received	13	23	9	3	76	13	2	292	4	204	66	17	39	73	74	20

4.2 Applications: Top five countries by number of applications received



India	4	0	0	2	15	2	0	0	1	20	14	5	4	26	13	8
Ireland	0	1	0	0	0	1	0	16	0	5	3	0	0	0	4	0
South Africa	1	1	6	0	12	0	0	6	0	10	6	1	2	4	6	6
Sri Lanka	0	0	0	0	0	0	0	0	0	8	0	1	2	2	7	1
United Kingdom	2	10	3	0	31	3	1	228	0	65	20	5	10	25	13	0

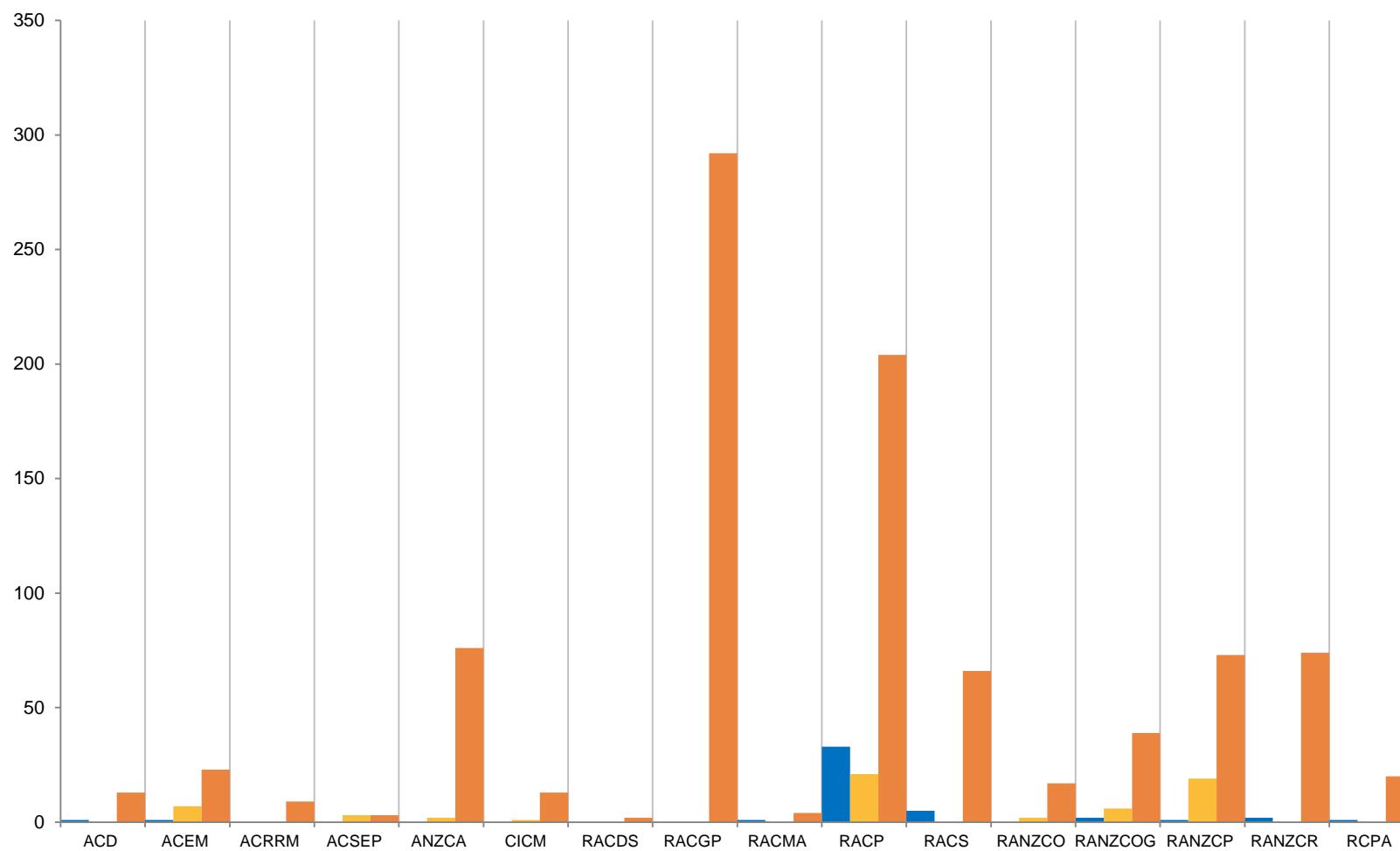
4.3 Applications: Number of applications incomplete on first submission



	ACD	ACEM	ACRRM	ACSEP	ANZCA	CICM	RACDS	RACGP	RACMA	RACP	RACS	RANZCO	RANZCOG	RANZCP	RANZCR	RCPA
Incomplete on first submission	2	17	2	0	36	13	0	227	0	204	0	14	20	73	74	1
Total number of applications received	13	23	9	3	76	13	2	292	4	204	66	17	39	73	74	20

Note: Some colleges require documentation from a third party for applications to be complete.

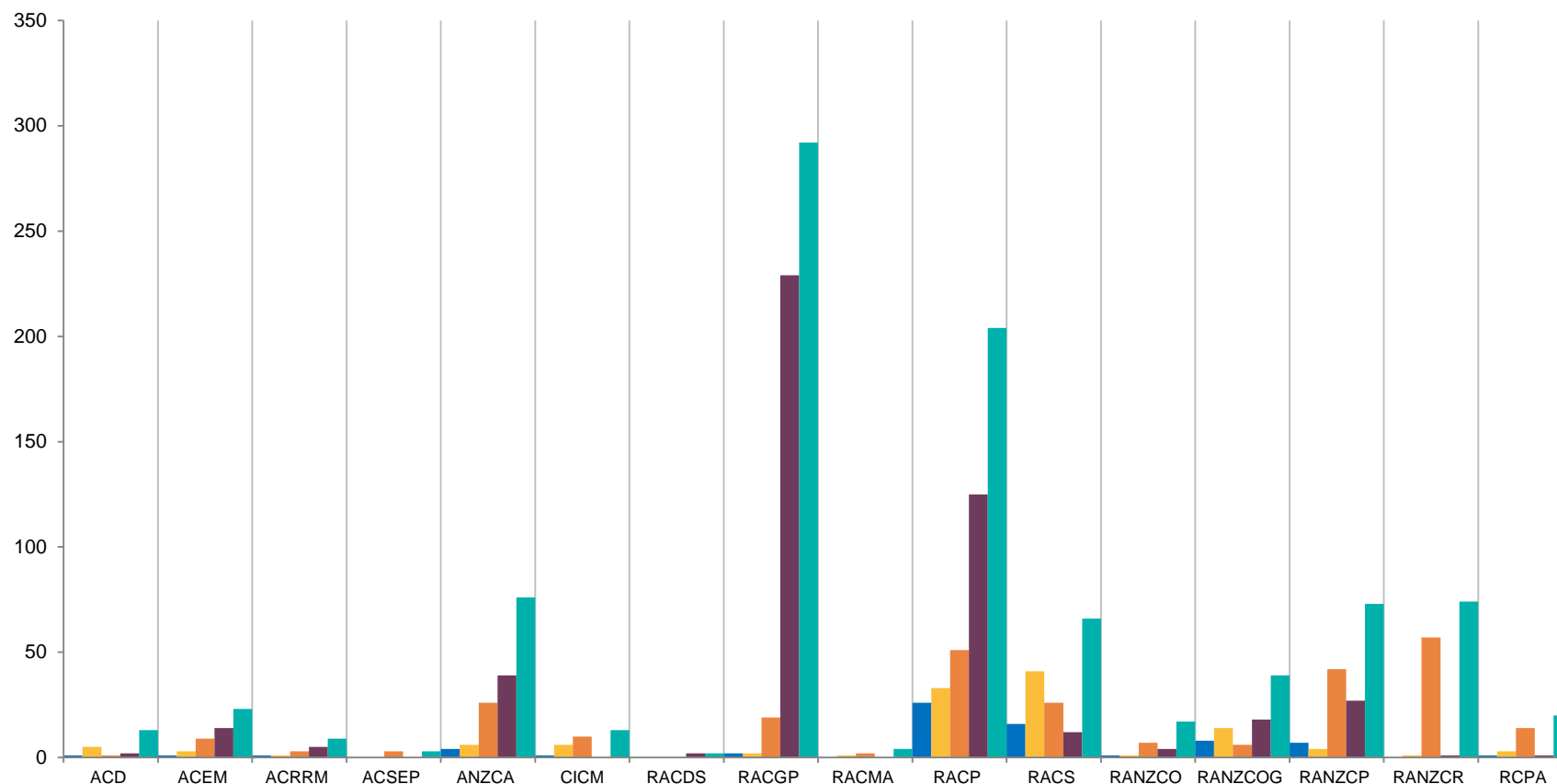
4.4 Applications: Number of applications withdrawn by the IMG



Number withdrawn before interim assessment	1	1	0	3	0	0	0	-	1	33	5	0	2	1	2	1
Number withdrawn between interim and final assessment	0	7	0	0	2	1	0	-	0	21	0	2	6	19	0	0
Total number of applications received	13	23	9	3	76	13	2	292	4	204	66	17	39	73	74	20

Note: Some RANZCR data not collected. RACGP data not collected. Some withdrawals relate to applications received before 2016.

5.1 Specialist recognition outcomes: Outcome of interim assessment



	ACD	ACEM	ACRRM	ACSEP	ANZCA	CICM	RACDS	RACGP	RACMA	RACP	RACS	RANZCO	RANZCOG	RANZCP	RANZCR	RCPA
Initial paper based review – not comparable	1	1	1	0	4	1	0	2	0	26	16	1	8	7	-	1
Total not comparable (includes paper based NC)	5	3	1	0	6	6	0	2	1	33	41	1	14	4	1	3
Partially comparable	1	9	3	3	26	10	0	19	2	51	26	7	6	42	57	14
Substantially comparable	2	14	5	0	39	0	2	228	0	125	12	4	18	27	1	1
Total number of applications received	13	23	9	3	76	13	2	292	4	204	66	17	39	73	74	20

Note: RANZCR do not do paper based assessments. RACP and RANZCP allow IMGs who were not comparable after a paper based assessment to opt for interview. Outcomes of assessment may not total 'Total number of applications received' as some assessments were still in progress.

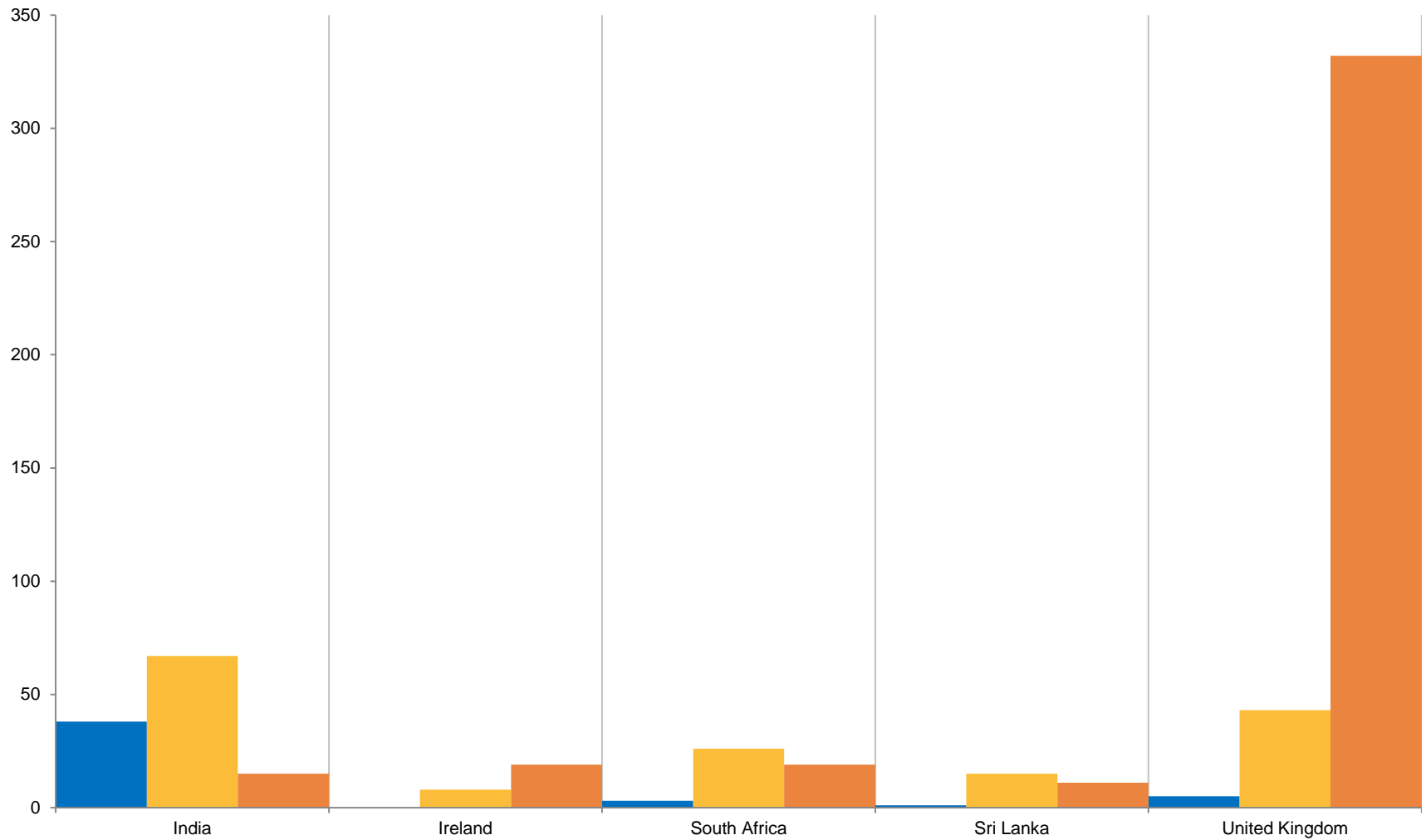
5.1.1 Specialist recognition outcomes: Outcome of interim assessment: By country of highest specialist qualification – all colleges

Country	Not comparable	Partially comparable	Substantially comparable
Argentina	0	1	1
Austria	0	2	0
Bangladesh	2	2	1
Belgium	0	2	2
Brazil	5	11	3
Canada	2	4	8
Chile	0	1	0
China	0	2	5
Colombia	1	0	0
Czech Republic	0	2	2
Denmark	0	4	0
Egypt	5	3	2
Finland	0	2	0
France	1	1	2
Germany	0	6	1
Greece	0	0	1
Grenada	0	1	0
India	38	67	15

Country	Not comparable	Partially comparable	Substantially comparable
Iran	5	7	4
Iraq	2	1	2
Ireland	0	8	19
Israel	1	4	1
Italy	2	1	3
Japan	0	5	0
Jordan	1	1	0
Lebanon	1	0	2
Malaysia	6	4	2
Nepal	0	1	0
Netherlands	1	5	8
New Zealand	0	0	16
Nigeria	0	3	0
Pakistan	12	8	1
Philippines	5	1	1
Poland	1	0	0
Qatar	1	0	1
Romania	1	1	0

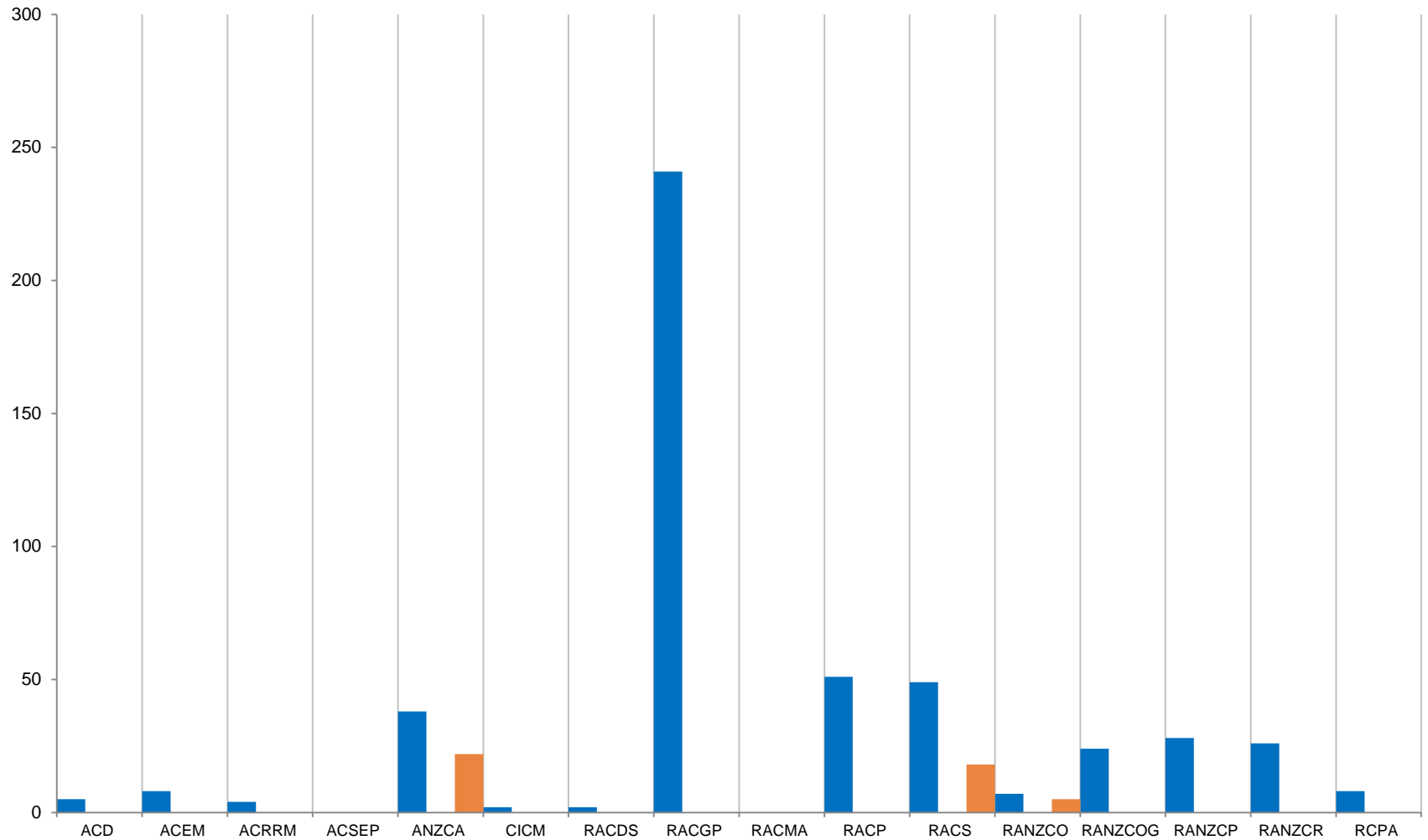
Country	Not comparable	Partially comparable	Substantially comparable
Russia	0	2	0
Saudi Arabia	0	1	0
Singapore	1	4	1
Slovakia	0	1	0
South Africa	3	26	19
South Korea	1	0	0
Spain	1	3	2
Sri Lanka	1	15	11
Sweden	1	1	0
Switzerland	0	3	1
Syria	4	2	2
Taiwan	0	1	0
Tanzania	0	1	0
Turkey	3	3	1
United Kingdom	5	43	332
United States of America	4	11	8
Yugoslavia	1	0	0

5.1.2 Specialist recognition outcomes: Outcome of interim assessment: Top five countries by number of applications



Not comparable	38	0	3	1	5
Partially comparable	67	8	26	15	43
Substantially comparable	15	19	19	11	332

5.2 Specialist recognition outcomes: Outcome of final assessment



	ACD	ACEM	ACRRM	ACSEP	ANZCA	CICM	RACDS	RACGP	RACMA	RACP	RACS	RANZCO	RANZCOG	RANZCP	RANZCR	RCPA
Recommended for specialist recognition (full scope)	5	8	4	0	38	2	2	241	0	51	49	7	24	28	26	8
Recommended for specialist recognition (limited scope)	0	0	0	0	0	0	0	0	0	0	0	0	0	0	0	0
Not recommended for specialist recognition	0	0	0	0	22	0	0	0	0	0	18	5	0	0	0	0

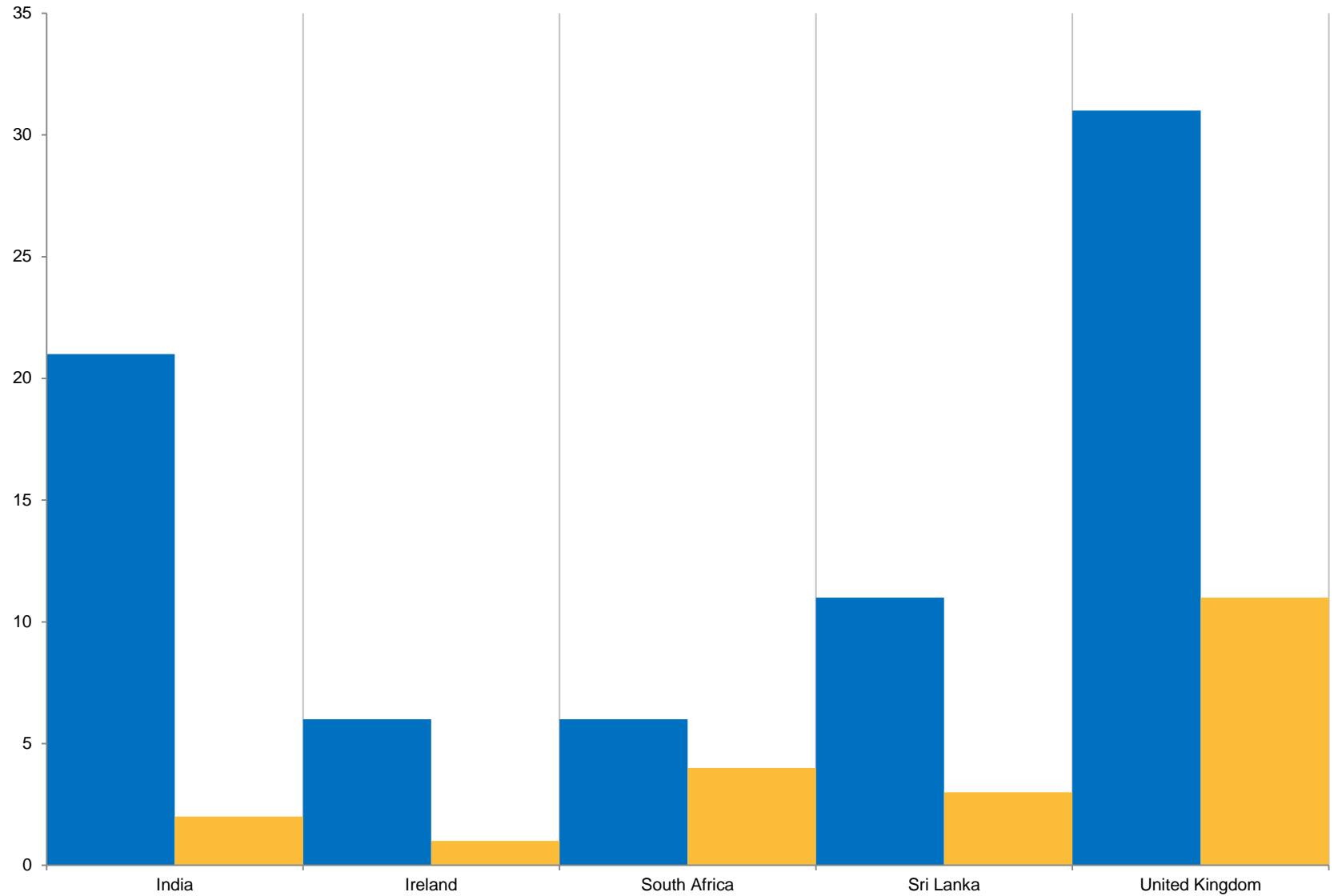
Note: ANZCA data includes applicants who had exceeded the maximum timeframe.

5.2.1. Specialist recognition outcomes: Outcome of final assessment: By country of highest specialist qualification – all colleges

Country	Partially comparable		Substantially comparable	
	Recommended	Not recommended	Recommended	Not recommended
Belgium	2	0	1	0
Brazil	1	0	0	0
Canada	2	0	7	0
China	2	0	0	0
Egypt	3	1	0	1
Fiji	1	0	0	0
Finland	0	0	1	0
France	2	0	0	0
Germany	1	3	1	0
Greece	2	0	0	0
Hungary	1	0	0	0
India	21	2	10	1
Iran	2	3	1	0
Ireland	6	1	13	0
Israel	1	3	1	0
Italy	2	1	0	0
Jordan	1	0	0	0
Malaysia	1	1	1	0
Mexico	1	0	0	0
Netherlands	3	1	0	0
New Zealand	0	0	16	0

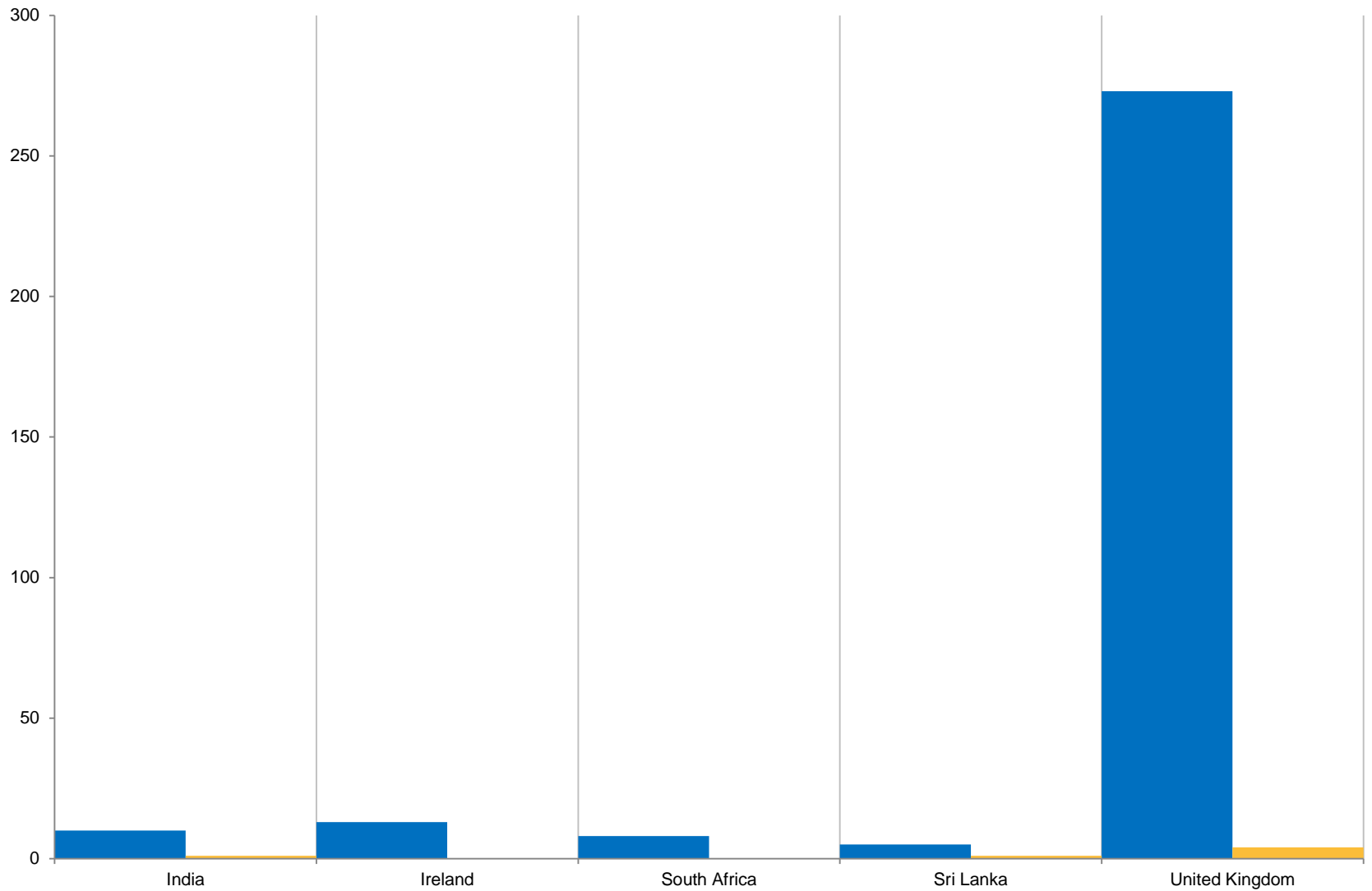
Country	Partially comparable		Substantially comparable	
	Recommended	Not recommended	Recommended	Not recommended
Nigeria	1	0	1	0
Pakistan	5	0	1	0
Serbia	1	0	0	0
Singapore	0	0	3	0
South Africa	6	4	8	0
Spain	2	0	0	0
Sri Lanka	11	3	5	1
Sweden	1	0	1	0
Switzerland	0	1	1	0
United Kingdom	31	11	273	4
United States of America	4	3	3	0

5.2.2 Specialist recognition outcomes: Outcome of final assessment: Top five countries by number of final assessments – interim assessment - partially comparable



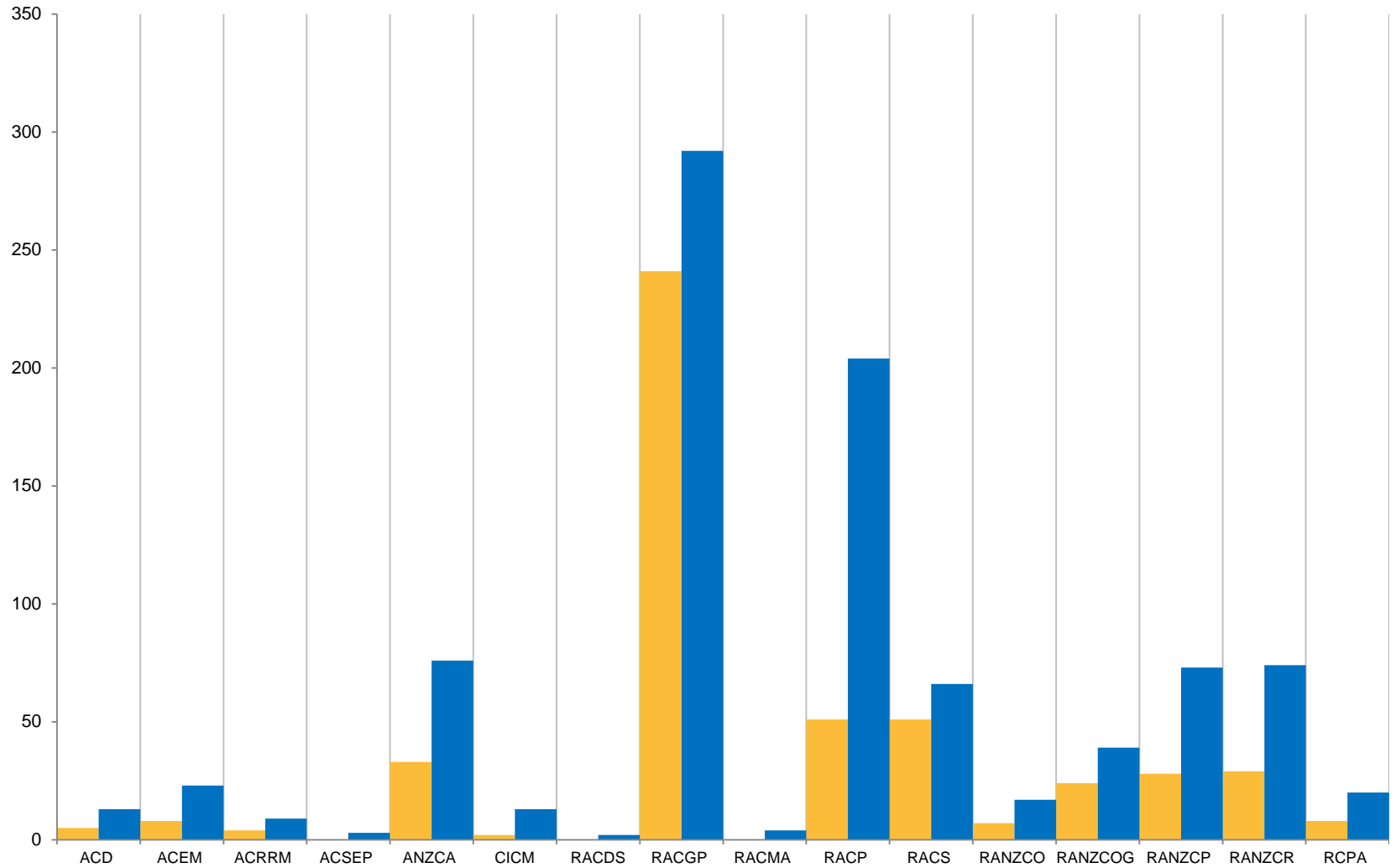
Recommended for specialist	21	6	6	11	31
Not recommended for specialist	2	1	4	3	11

5.2.3 Specialist recognition outcomes: Outcome of final assessment: Top five countries by number of final assessments – interim assessment - substantially comparable



Recommended for specialist	10	13	8	5	273
Not recommended for specialist	1	0	0	1	4

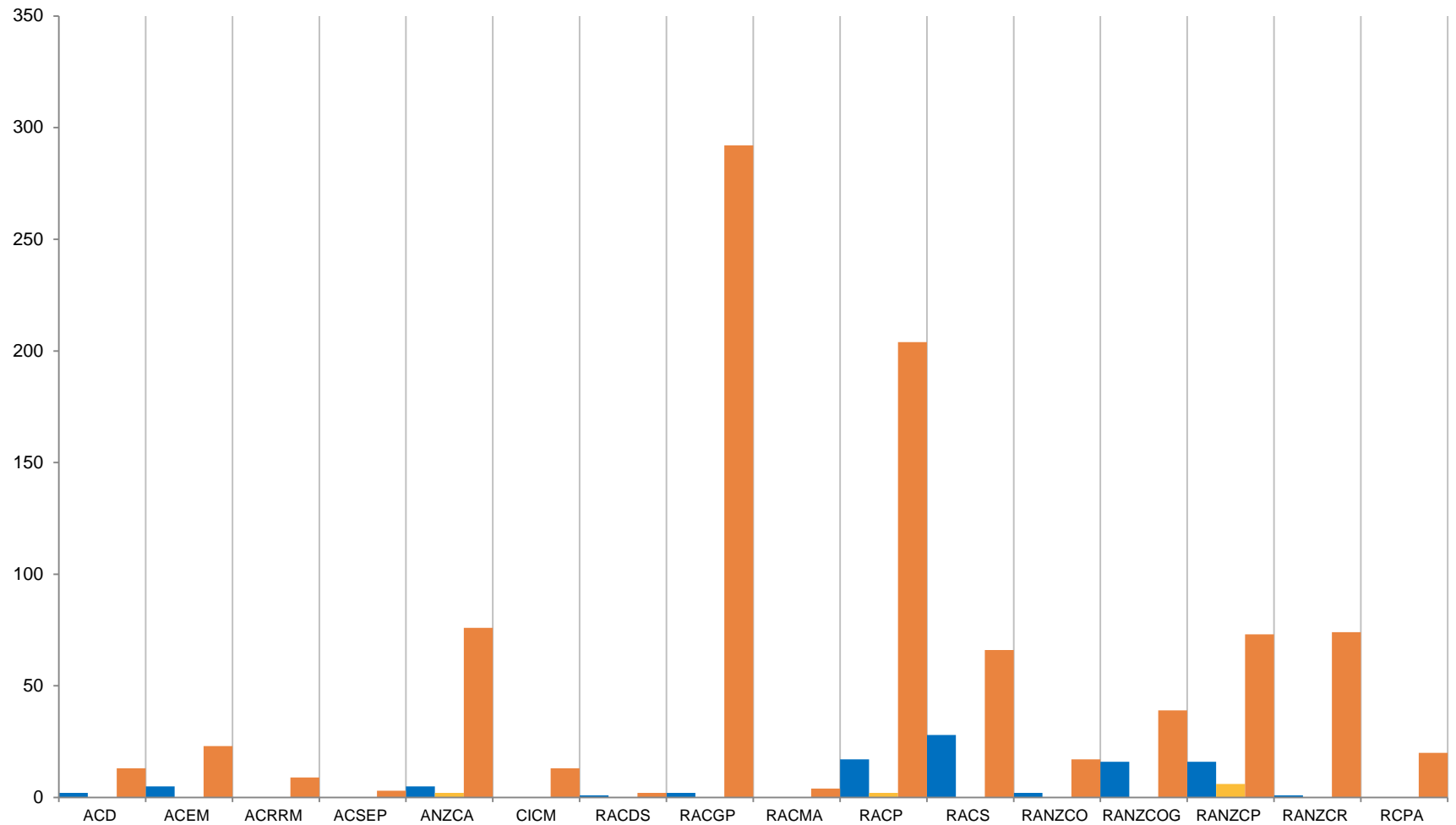
5.3 Specialist recognition outcomes: Number of fellowships awarded to IMGs



	ACD	ACEM	ACRRM	ACSEP	ANZCA	CICM	RACDS	RACGP	RACMA	RACP	RACS	RANZCO	RANZCOG	RANZCP	RANZCR	RCPA
Total number of fellowships awarded to IMGs	5	8	4	0	33	2	0	241	0	51	51	7	24	28	29	8
Total number of applications received	13	23	9	3	76	13	2	292	4	204	66	17	39	73	74	20

Note: The number of applications is provided as an indication of application volume; data includes IMGs who applied before 2016 and does not include IMGs who applied in 2016 period and are still in progress.

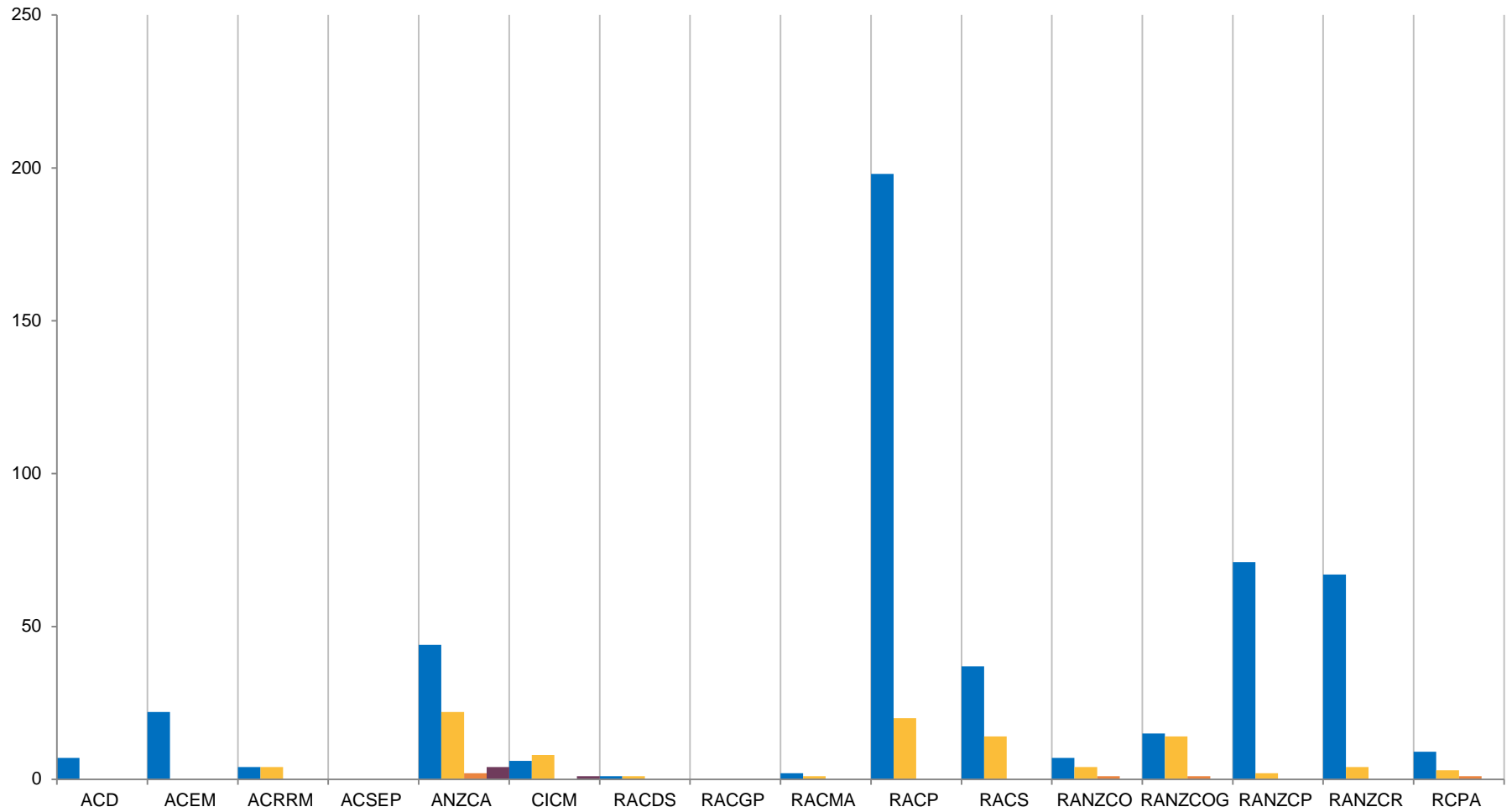
5.4 Specialist recognition outcomes: Number of reviews/reconsiderations and appeals of college decision requested by IMGs



Total reviews / reconsiderations	2	5	0	0	5	0	1	2	0	17	28	2	16	16	1	0
Total appeals	0	0	0	0	2	0	0	0	0	2	0	0	0	6	0	0
Total number of applications received	13	23	9	3	76	13	2	292	4	204	66	17	39	73	74	20

Note: Colleges have different appeals process and classification of 'reviews/reconsideration and appeals' varies. The number of applications is provided as an indication of volume, appeals may relate to IMGs who applied in 2016 or before 2016.

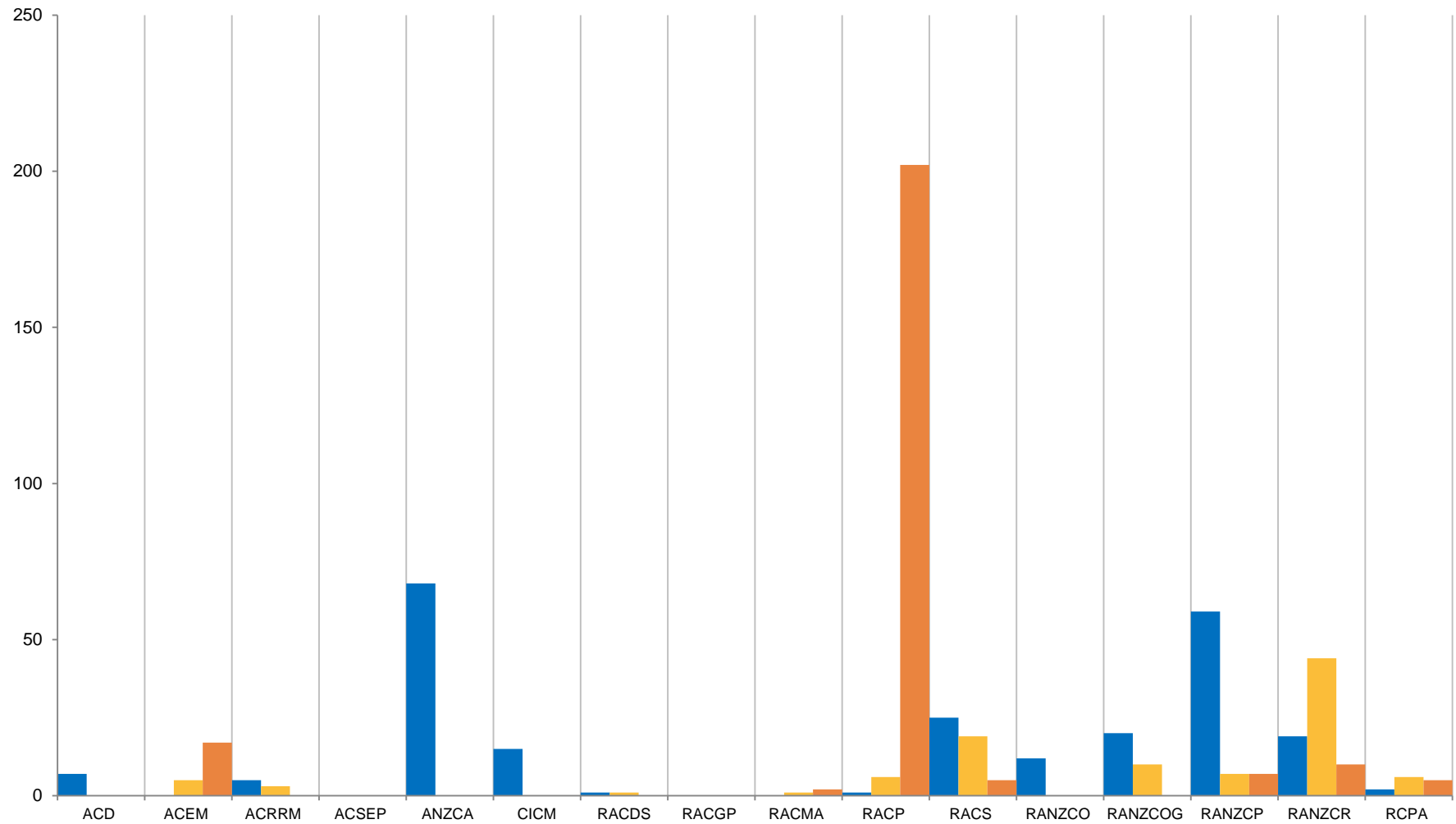
6.1.1 Specialist recognition timeframes and requirements: Interim assessment: Time to first available interview



	ACD	ACEM	ACRRM	ACSEP	ANZCA	CIM	RACDS	RACGP	RACMA	RACP	RACS	RANZCO	RANZCOG	RANZCP	RANZCR	RCPA
0 – 3 months	7	22	4	0	44	6	1	-	2	198	37	7	15	71	67	9
> 3 – 6 months	0	0	4	0	22	8	1	-	1	20	14	4	14	2	4	3
> 6 – 9 months	0	0	0	0	2	0	0	-	0	0	0	1	1	0	0	1
9 months +	0	0	0	0	4	1	0	-	0	0	0	0	0	0	0	0

Note: RACGP do not interview to assess comparability.

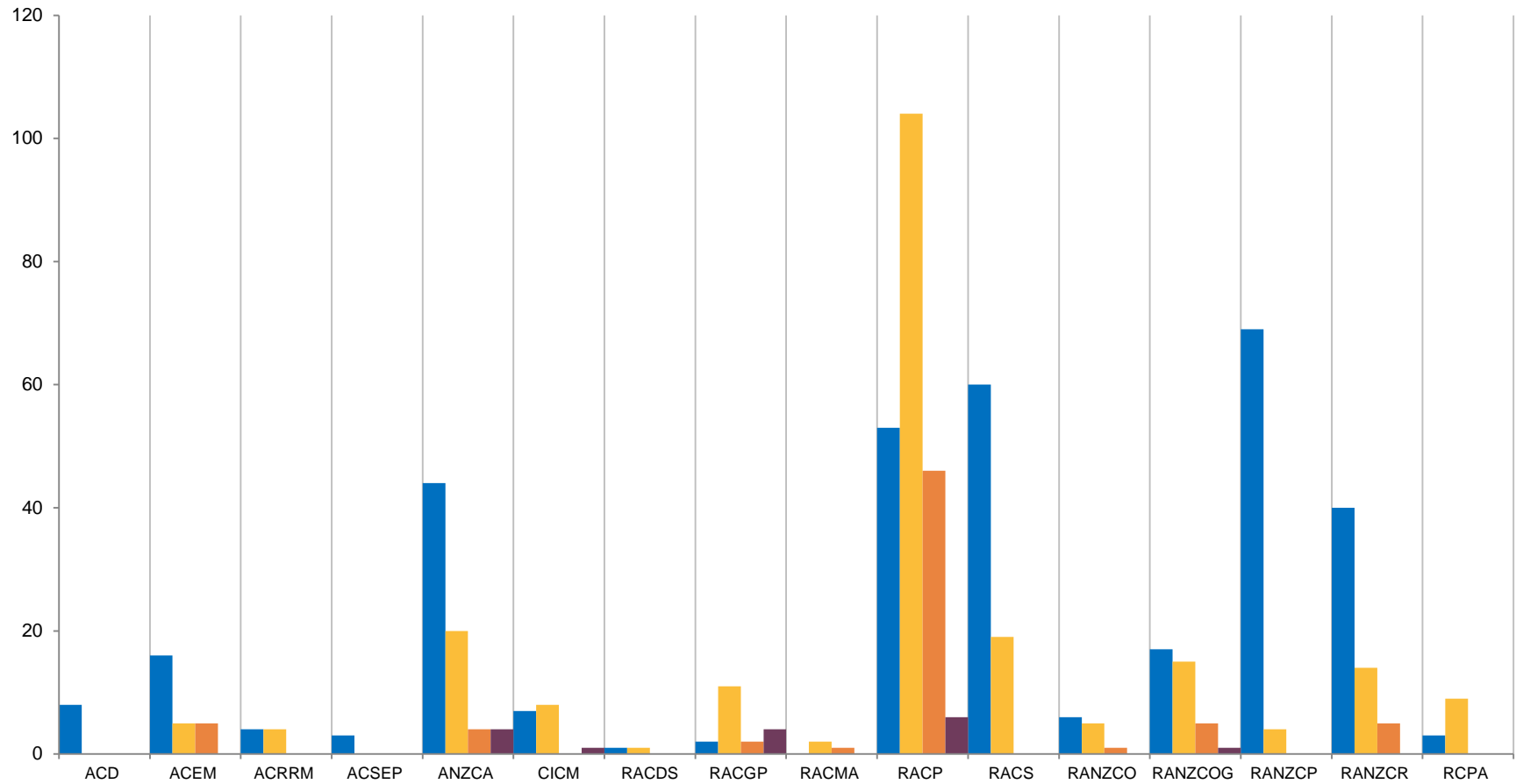
6.1.2 Specialist recognition timeframes and requirements: Interim assessment: Time from interview to interim assessment decision



	ACD	ACEM	ACRRM	ACSEP	ANZCA	CIMM	RACDS	RACGP	RACMA	RACP	RACS	RANZCO	RANZCOG	RANZCP	RANZCR	RCPA
0 – 14 days	7	0	5	0	68	15	1	-	0	1	25	12	20	59	19	2
15 – 28 days	0	5	3	0	0	0	0	-	1	6	19	0	10	7	44	6
> 28 days	0	17	0	0	0	0	0	-	2	202	5	0	0	7	10	5

Note: RACGP do not interview to assess comparability.

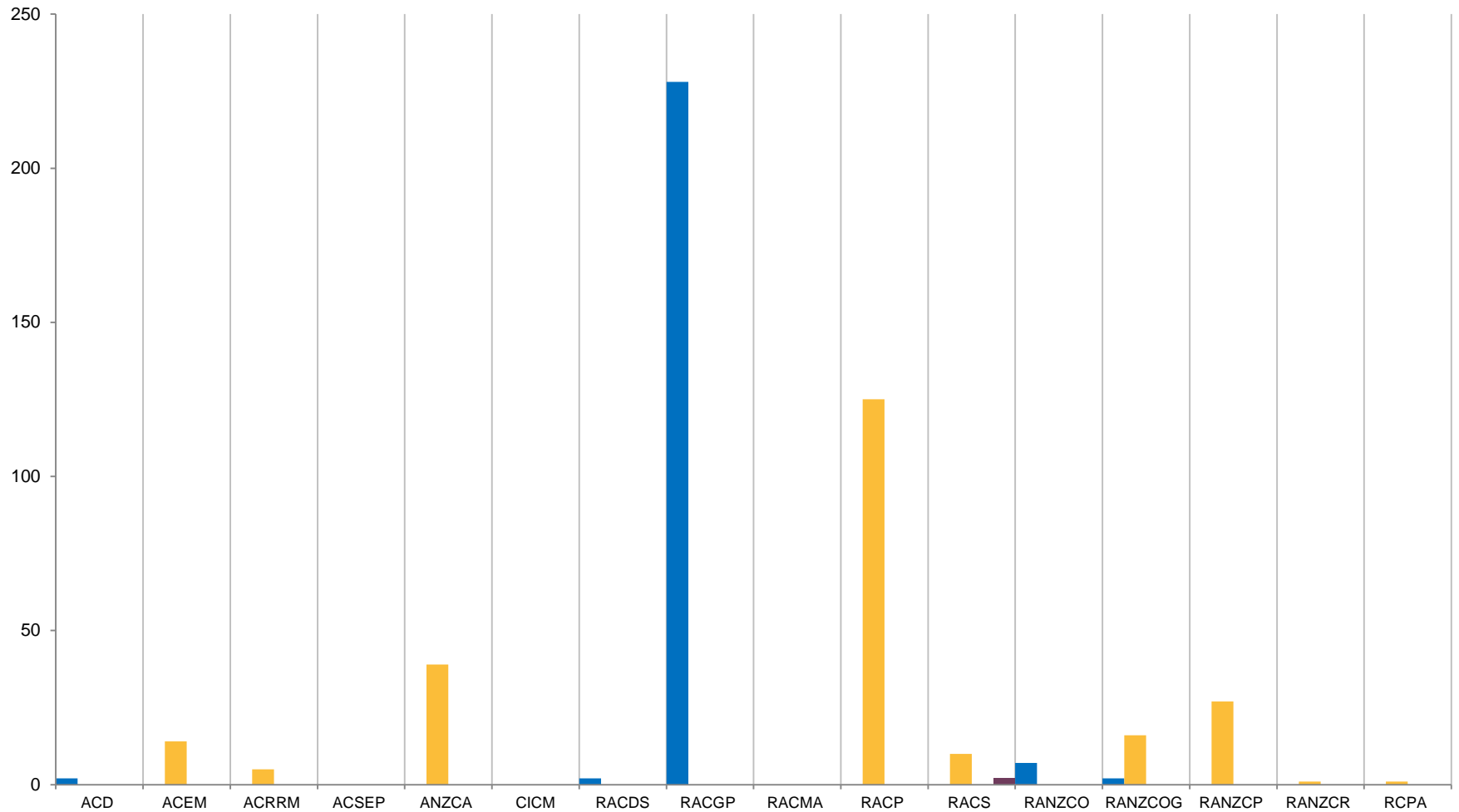
6.1.3 Specialist recognition timeframes and requirements: Interim assessment: Total time for interim assessment



	ACD	ACEM	ACRRM	ACSEP	ANZCA	CIM	RACDS	RACGP	RACMA	RACP	RACS	RANZCO	RANZCOG	RANZCP	RANZCR	RCPA
0 – 3 months and 14 days	8	16	4	3	44	7	1	2	0	53	60	6	17	69	40	3
3 months and 15 days – 6 months	0	5	4	0	20	8	1	11	2	104	19	5	15	4	14	9
> 6 months – 9 months	0	5	0	0	4	0	0	2	1	46	0	1	5	0	5	0
9 months +	0	0	0	0	4	1	0	4	0	6	0	0	1	0	0	0

Note: Some RACGP data not collected.

6.2.1 Specialist recognition timeframes and requirements: Substantially comparable IMGs: Period of peer review required by college

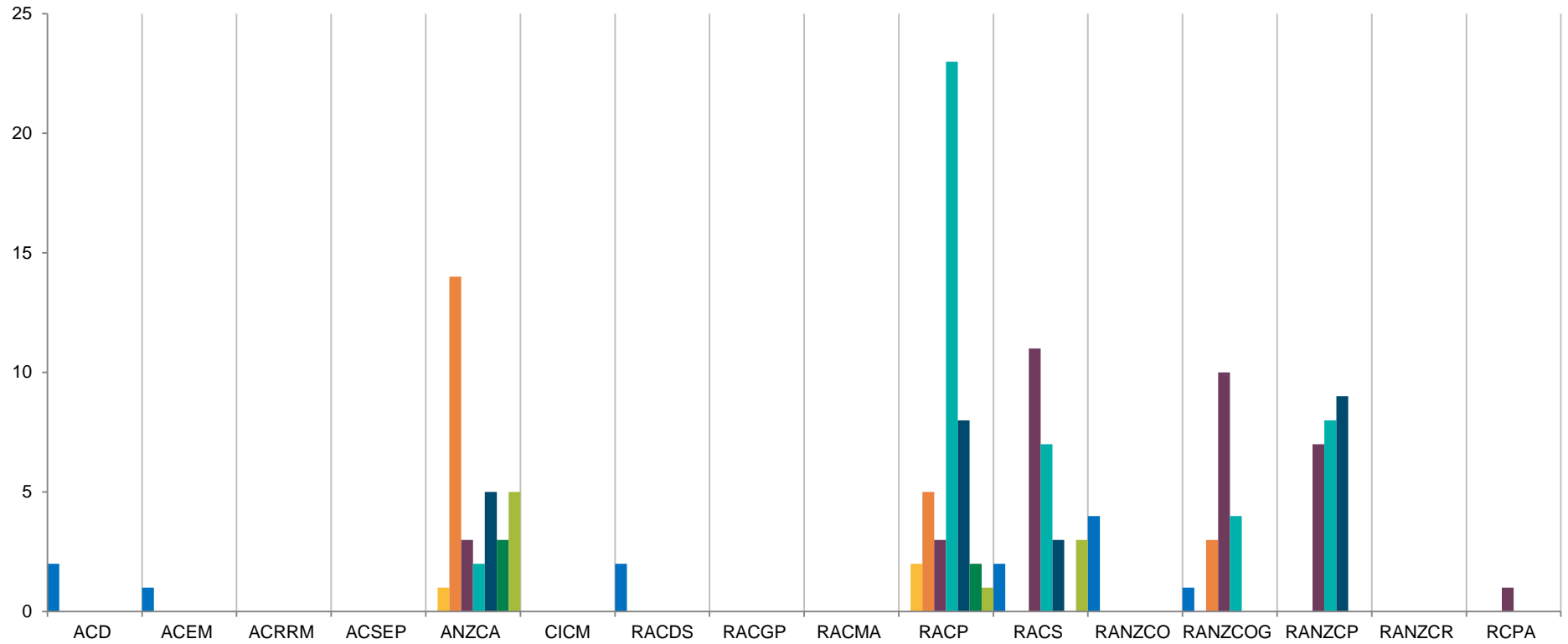


	ACD	ACEM	ACRRM	ACSEP	ANZCA	CICM	RACDS	RACGP	RACMA	RACP	RACS	RANZCO	RANZCOG	RANZCP	RANZCR	RCPA
No peer review required	2	0	0	0	0	0	2	228	0	0	0	7	2	0	0	0
0 – 12 months	0	14	5	0	39	0	0	0	0	125	10	0	16	27	1	1
> 12 – 18 months	0	0	0	0	0	0	0	0	0	0	0	0	0	0	0	0
18 months +	0	0	0	0	0	0	0	0	0	0	2	0	0	0	0	0

6.2.2 Specialist recognition timeframes and requirements: Substantially comparable IMGs: Number required to complete exam

All specialist medical colleges reported that no substantially comparable IMGs were required to complete a formal examination.

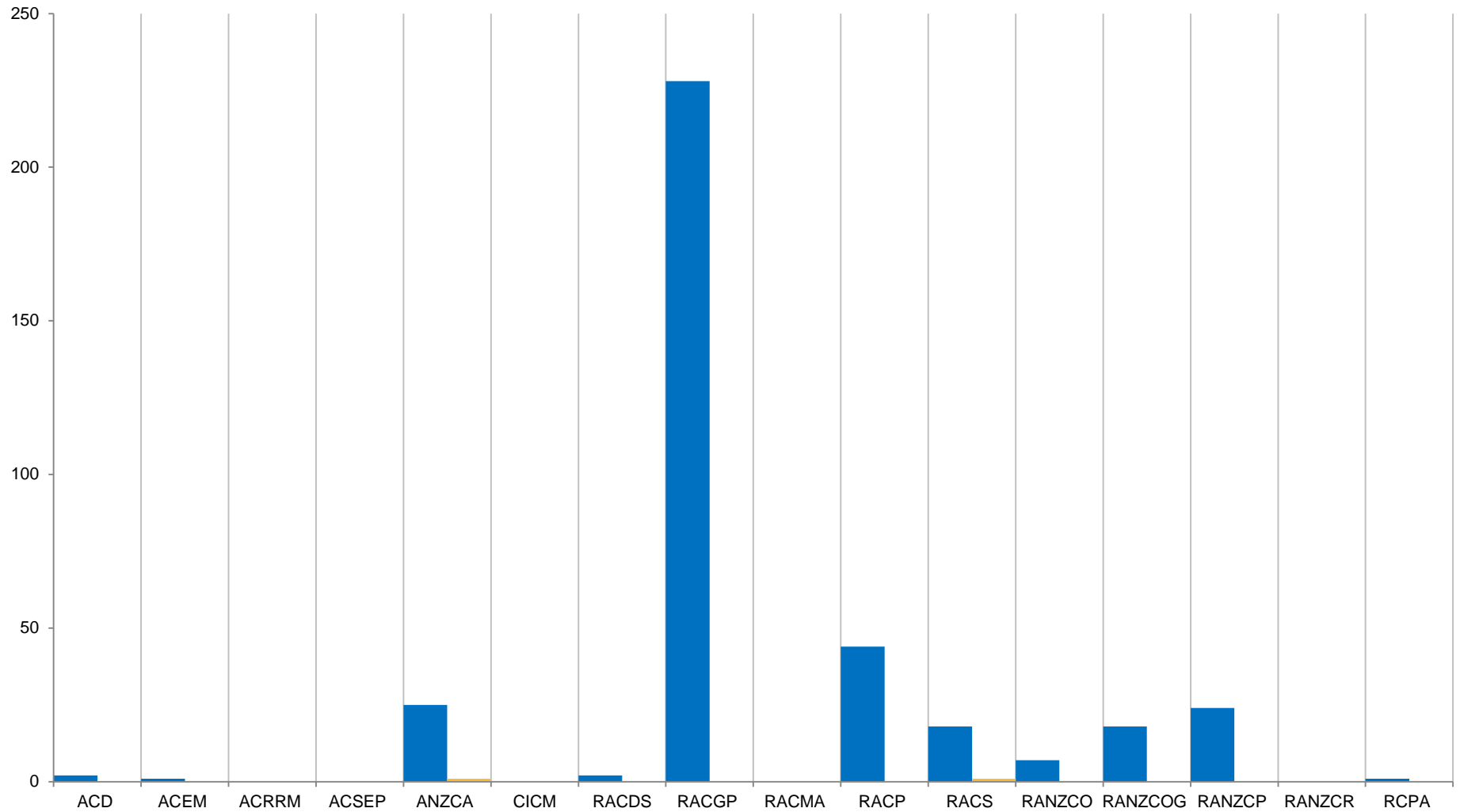
6.2.3 Specialist recognition timeframes and requirements: Substantially comparable IMGs: Time for final assessment



Timeframe	ACD	ACEM	ACRRM	ACSEP	ANZCA	CIMM	RACDS	RACGP	RACMA	RACP	RACS	RANZCO	RANZCOG	RANZCP	RANZCR	RCPA
0 – 3 months	2	1	0	0	0	0	2	0	0	0	2	4	1	0	0	0
> 3 – 6 months	0	0	0	0	1	0	0	0	0	2	0	0	0	0	0	0
> 6 – 12 months	0	0	0	0	14	0	0	0	0	5	0	0	3	0	0	0
> 12 – 18 months	0	0	0	0	3	0	0	0	0	3	11	0	10	7	0	1
> 18 – 24 months	0	0	0	0	2	0	0	0	0	23	7	0	4	8	0	0
> 24 – 36 months	0	0	0	0	5	0	0	0	0	8	3	0	0	9	0	0
> 36 – 48 months	0	0	0	0	3	0	0	0	0	2	0	0	0	0	0	0
48 months +	0	0	0	0	5	0	0	0	0	1	3	0	0	0	0	0

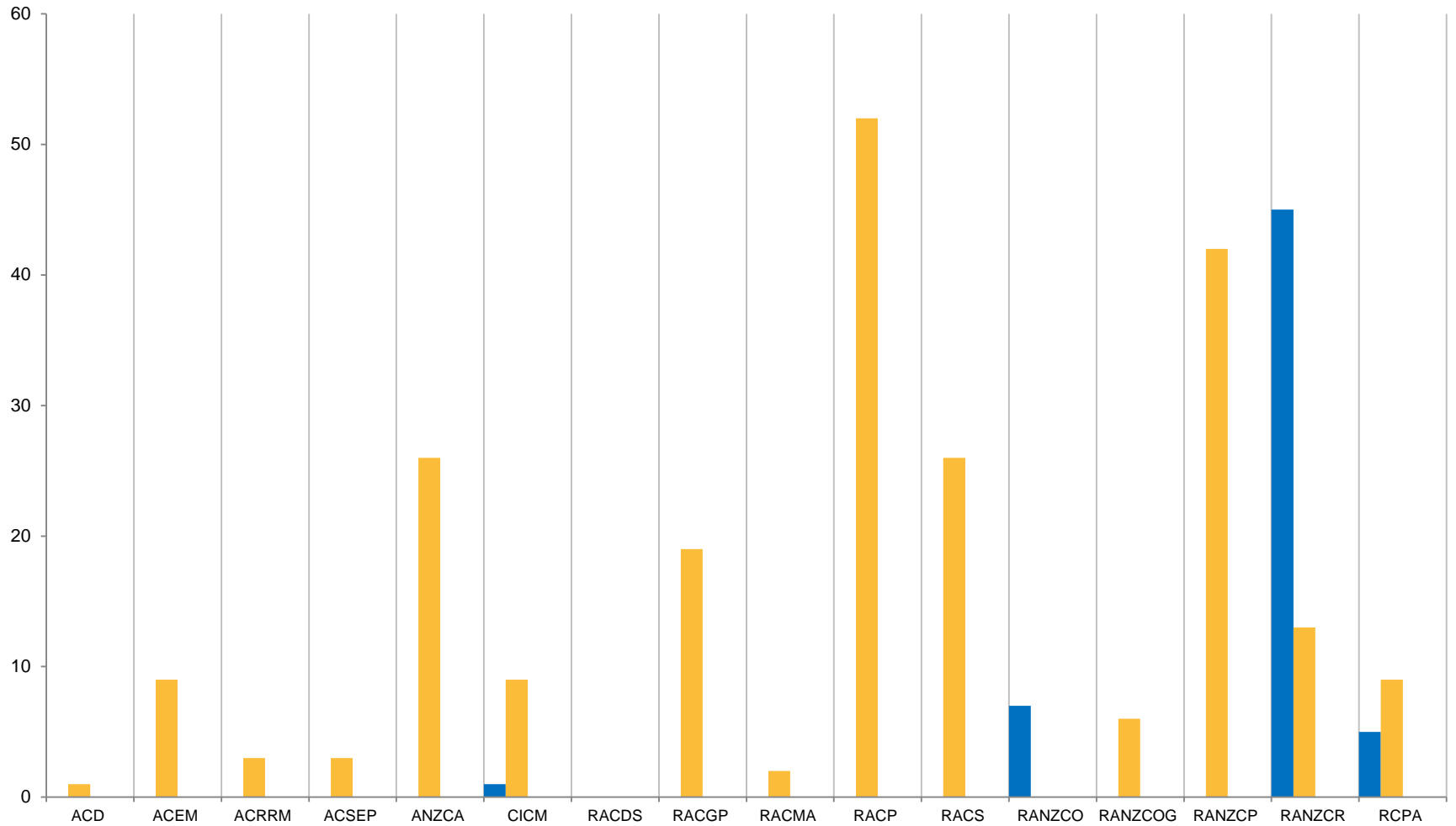
Note: RACGP data not collected.

6.2.4 Specialist recognition timeframes and requirements: Substantially comparable IMGs: Maximum timeframes for completing college requirements



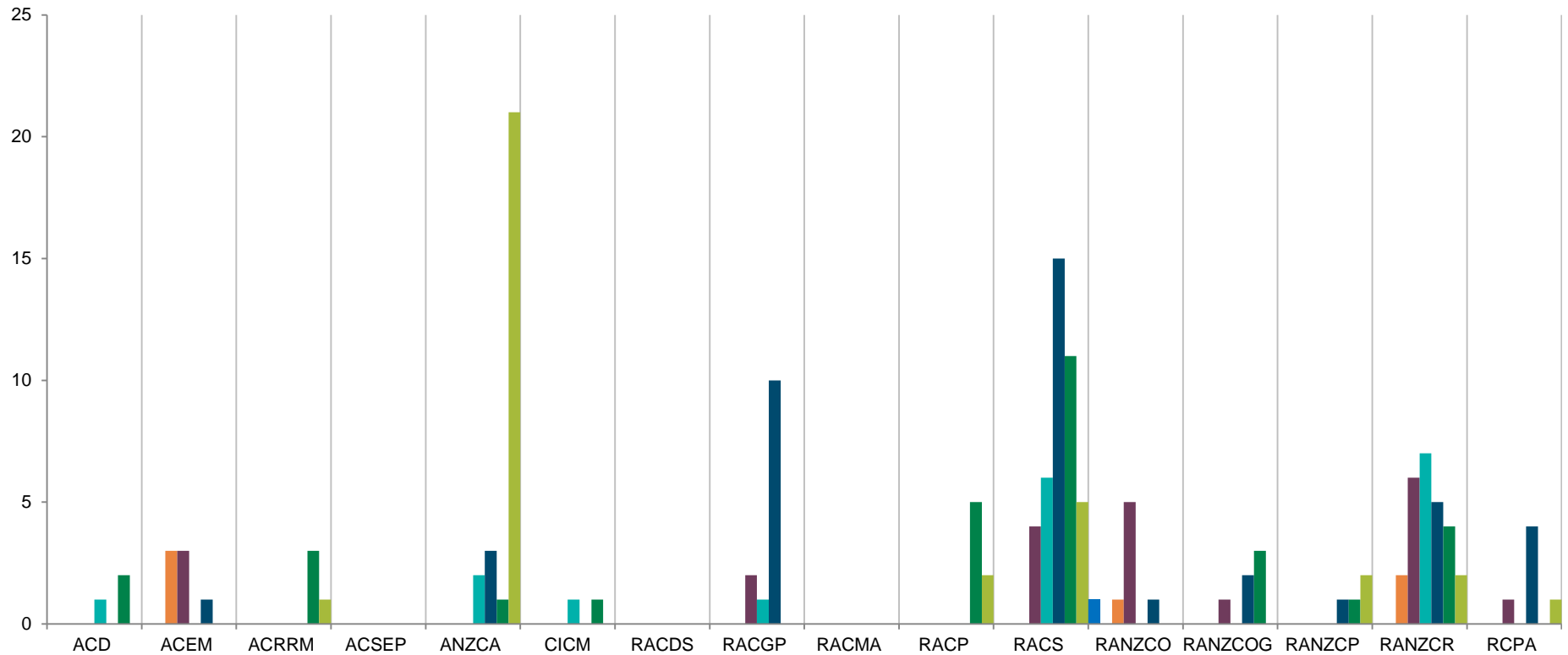
	ACD	ACEM	ACRRM	ACSEP	ANZCA	CICM	RACDS	RACGP	RACMA	RACP	RACS	RANZCO	RANZCOG	RANZCP	RANZCR	RCPA
0 – 2 years	2	1	0	0	25	0	2	228	0	44	18	7	18	24	0	1
2 years +	0	0	0	0	1	0	0	0	0	0	1	0	0	0	0	0

6.3.1 Specialist recognition timeframes and requirements: Partially comparable IMGs: Period of supervised practice and/or training required by college



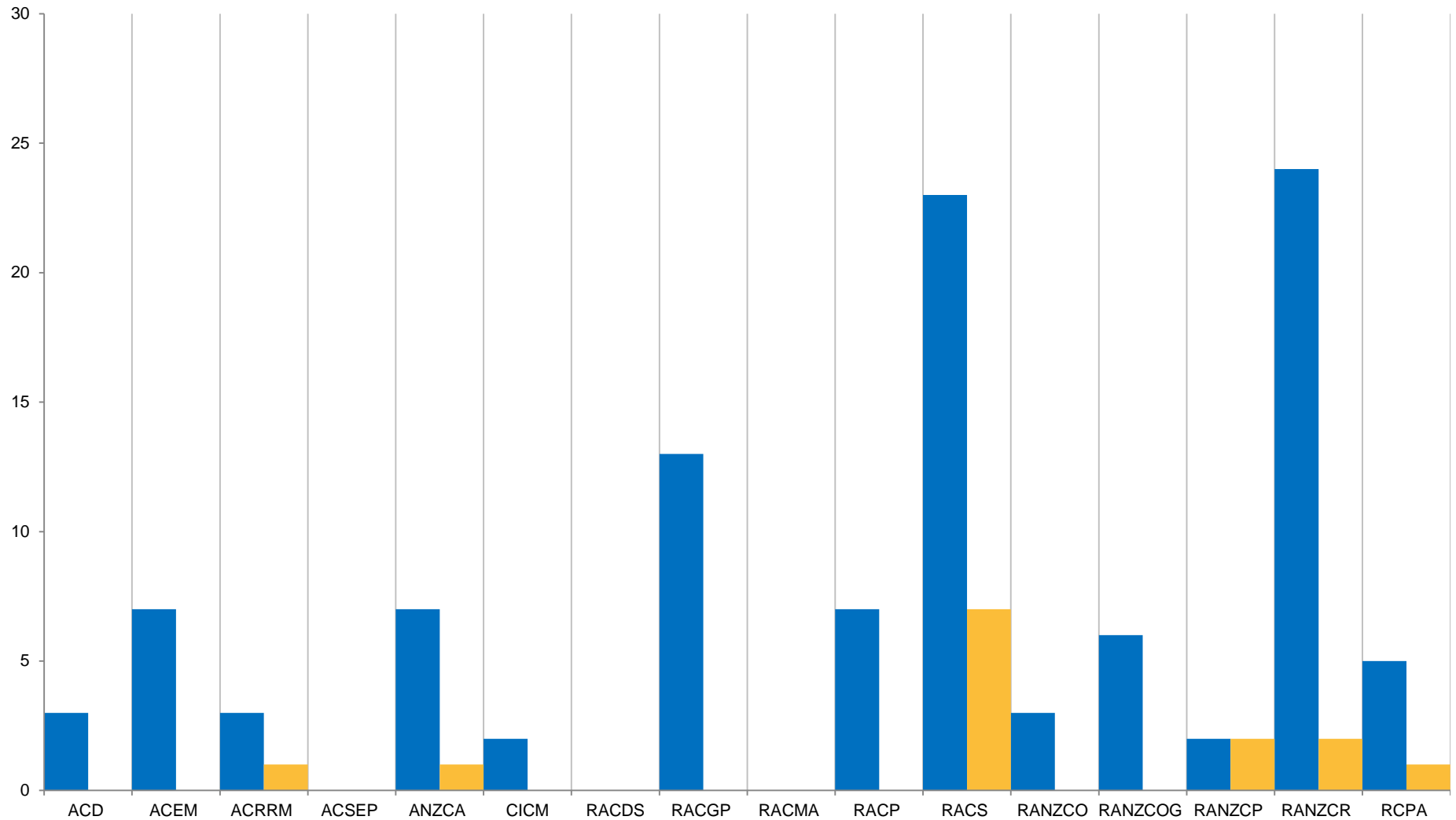
	ACD	ACEM	ACRRM	ACSEP	ANZCA	CIM	RACDS	RACGP	RACMA	RACP	RACS	RANZCO	RANZCOG	RANZCP	RANZCR	RCPA
No supervised practice or training	0	0	0	0	0	1	0	0	0	0	0	7	0	0	45	5
0 – 24 months	1	9	3	3	26	9	0	19	2	52	26	0	6	42	13	9
> 24 – 36 months	0	0	0	0	0	0	0	0	0	0	0	0	0	0	0	0
36 months +	0	0	0	0	0	0	0	0	0	0	0	0	0	0	0	0

6.3.2 Specialist recognition timeframes and requirements: Partially comparable IMGs: Time for final assessment



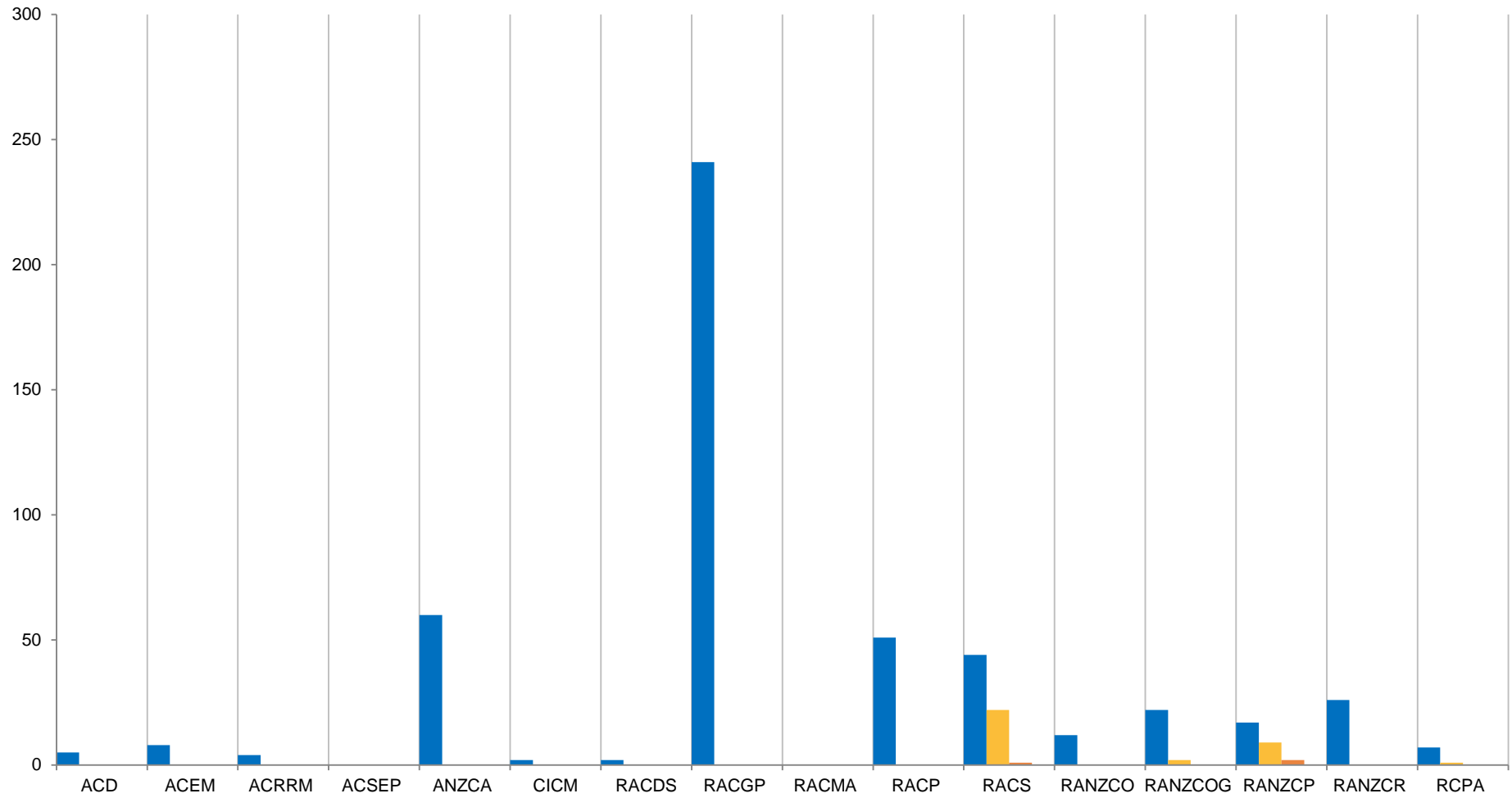
	ACD	ACEM	ACRRM	ACSEP	ANZCA	CICM	RACDS	RACGP	RACMA	RACP	RACS	RANZCO	RANZCOG	RANZCP	RANZCR	RCPA
0 – 3 months	0	0	0	0	0	0	0	0	0	0	0	1	0	0	0	0
> 3 – 6 months	0	0	0	0	0	0	0	0	0	0	0	0	0	0	0	0
> 6 – 12 months	0	3	0	0	0	0	0	0	0	0	0	1	0	0	2	0
> 12 – 18 months	0	3	0	0	0	0	0	2	0	0	4	5	1	0	6	1
> 18 – 24 months	1	0	0	0	2	1	0	1	0	0	6	0	0	0	7	0
> 24 – 36 months	0	1	0	0	3	0	0	10	0	0	15	1	2	1	5	4
> 36 – 48 months	2	0	3	0	1	1	0	0	0	5	11	0	3	1	4	0
48 months +	0	0	1	0	21	0	0	0	0	2	5	0	0	2	2	1

6.3.3 Specialist recognition timeframes and requirements: Partially comparable IMGs: Maximum timeframes for completing college requirements



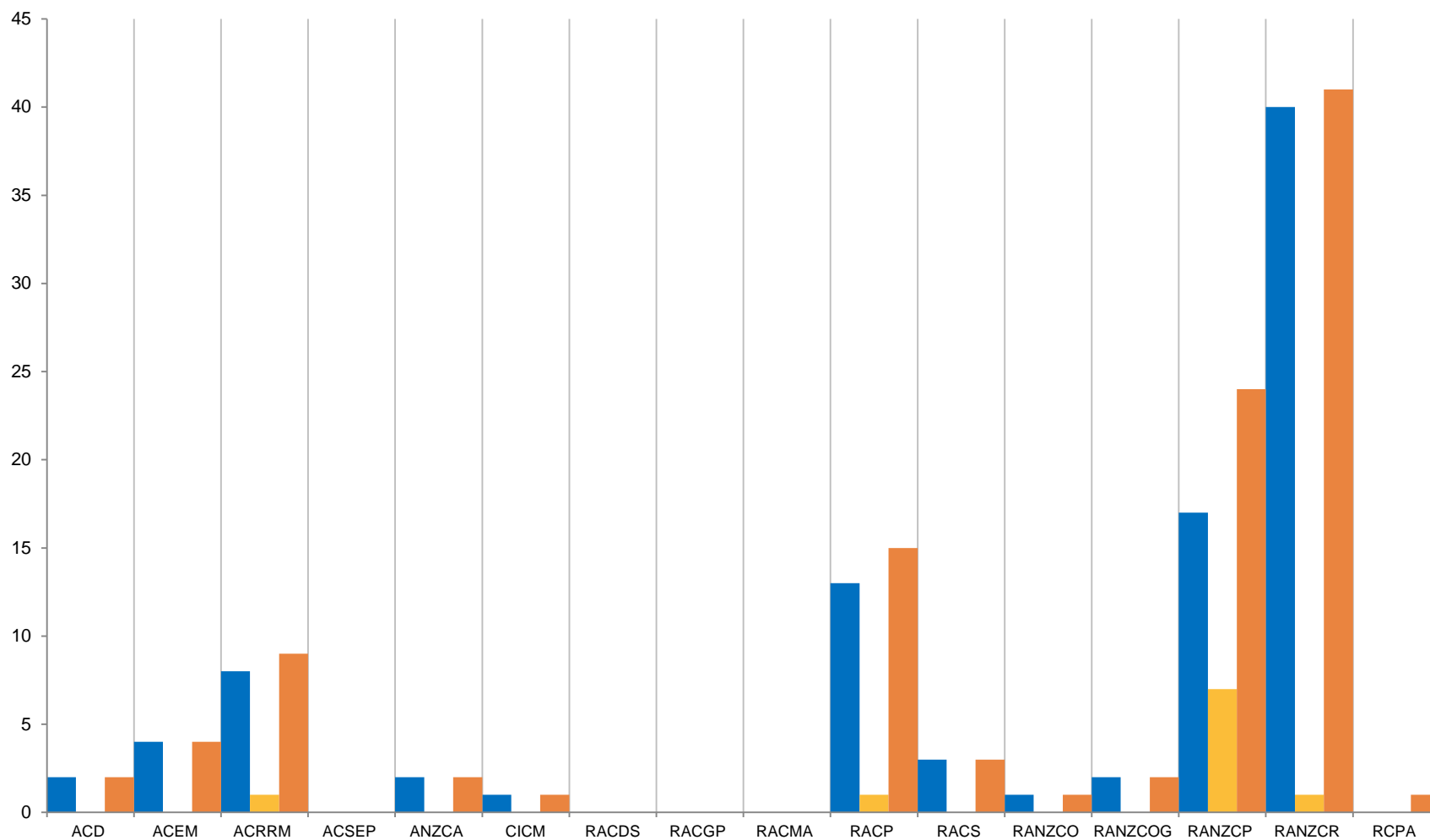
	ACD	ACEM	ACRRM	ACSEP	ANZCA	CICM	RACDS	RACGP	RACMA	RACP	RACS	RANZCO	RANZCOG	RANZCP	RANZCR	RCPA
0 – 4 years	3	7	3	0	7	2	0	13	0	7	23	3	6	2	24	5
4 years +	0	0	1	0	1	0	0	0	0	0	7	0	0	2	2	1

6.4 Specialist recognition timeframes and requirements: Time for specialist recognition final assessment decision



	ACD	ACEM	ACRRM	ACSEP	ANZCA	CIM	RACDS	RACGP	RACMA	RACP	RACS	RANZCO	RANZCOG	RANZCP	RANZCR	RCPA
0 – 2 months	5	8	4	0	60	2	2	241	0	51	44	12	22	17	26	7
> 2 – 6 months	0	0	0	0	0	0	0	0	0	0	22	0	2	9	0	1
> 6 – 9 months	0	0	0	0	0	0	0	0	0	0	1	0	0	2	0	0
9 months +	0	0	0	0	0	0	0	0	0	0	0	0	0	0	0	0

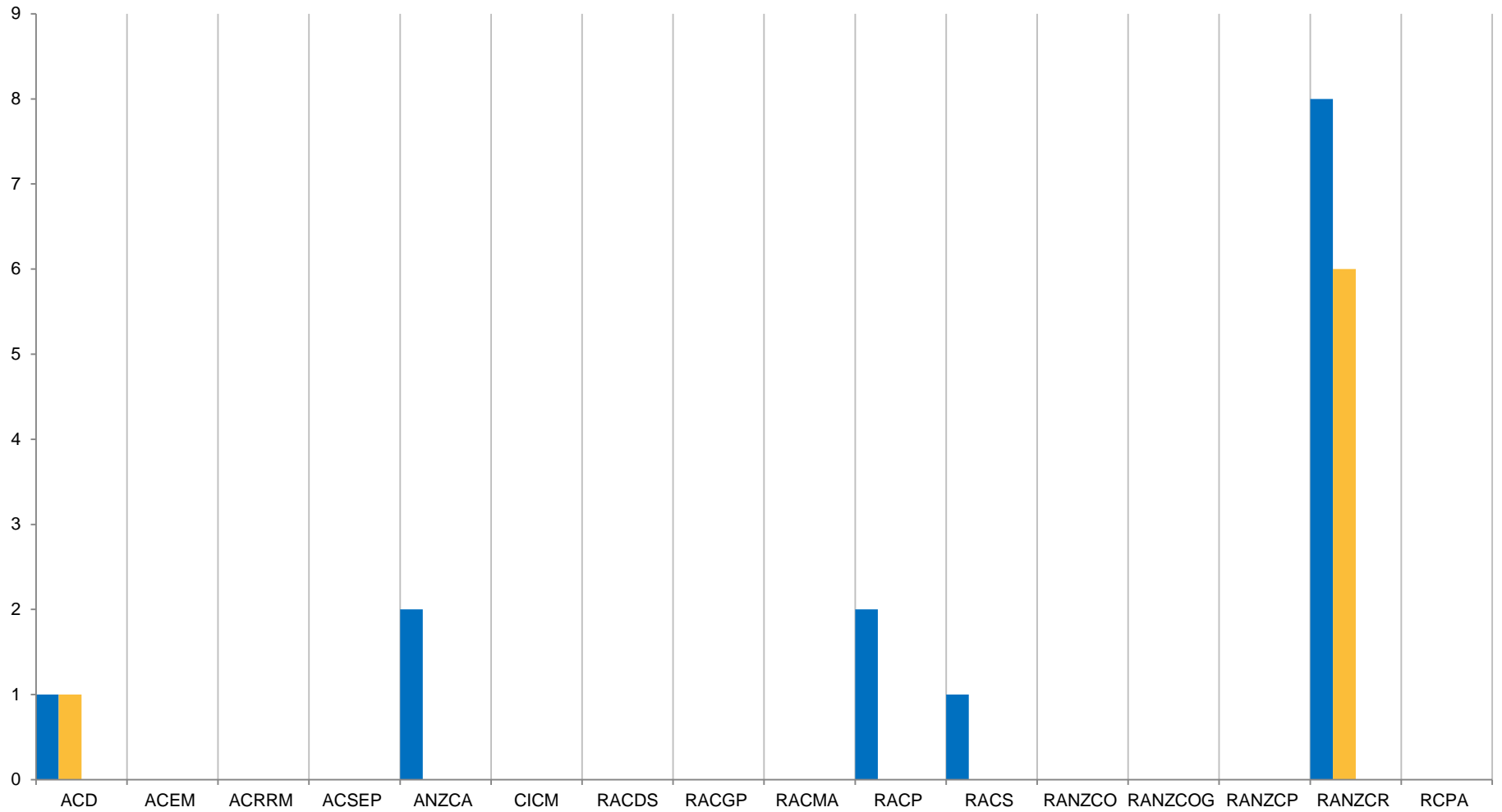
7.1 Area of need outcomes and timeframes: Outcome of assessment



Suitable for the AoN position	2	4	8	0	2	1	0	0	0	0	13	3	1	2	17	40	0
Not suitable for the AoN position	0	0	1	0	0	0	0	0	0	0	1	0	0	0	7	1	0
Total AoN and combined applications	2	4	9	0	2	1	0	0	0	0	15	3	1	2	24	41	1

Note: Outcomes of assessment may not total 'Total number of applications received'; some assessments were still in progress and some relate to applications received before 2016.

7.2 Area of need outcomes and timeframes: Time for assessment



	ACD	ACEM	ACRRM	ACSEP	ANZCA	CIM	RACDS	RACGP	RACMA	RACP	RACS	RANZCO	RANZCOG	RANZCP	RANZCR	RCPA
0 – 2 months	1	0	0	0	2	0	0	0	0	2	1	0	0	0	8	0
> 2 – 6 months	1	0	0	0	0	0	0	0	0	0	0	0	0	0	6	0
> 6 – 9 months	0	0	0	0	0	0	0	0	0	0	0	0	0	0	0	0
9 months +	0	0	0	0	0	0	0	0	0	0	0	0	0	0	0	0

Note: Excludes combined assessments (where IMG applied for specialist recognition and area of need).

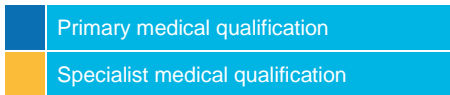
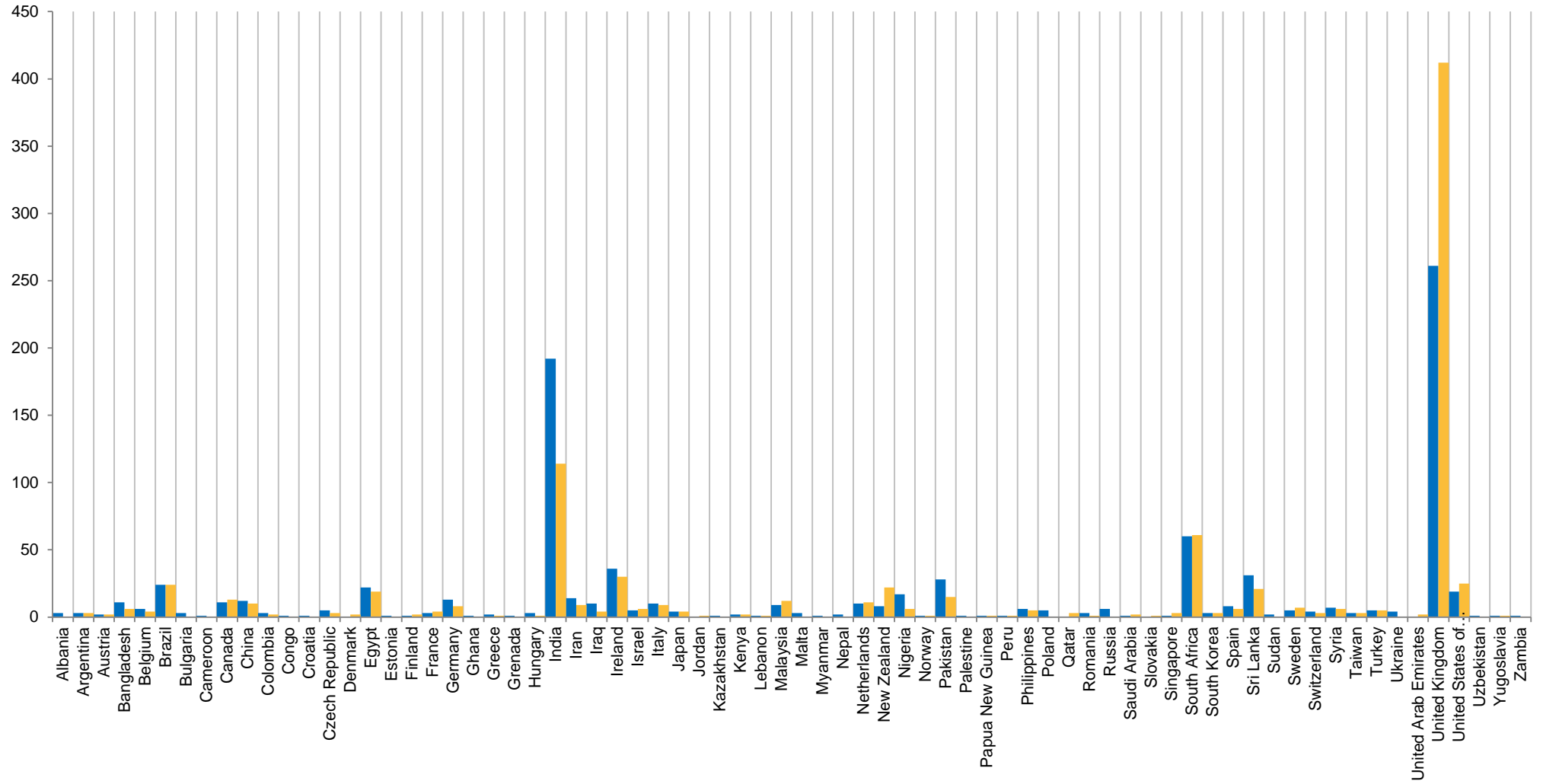
8.1 IMG country of qualifications: Primary medical degree and specialist qualification - all colleges (data)

Country	Primary	Specialist
Albania	3	0
Argentina	3	3
Austria	2	2
Bangladesh	11	6
Belgium	6	4
Brazil	24	24
Bulgaria	3	0
Cameroon	1	0
Canada	11	13
China	12	10
Colombia	3	2
Congo	1	0
Croatia	1	0
Czech Republic	5	3
Denmark	0	2
Egypt	22	19
Estonia	1	0
Finland	1	2
France	3	4
Germany	13	8
Ghana	1	0
Greece	2	1
Grenada	1	0
Hungary	3	1
India	192	114

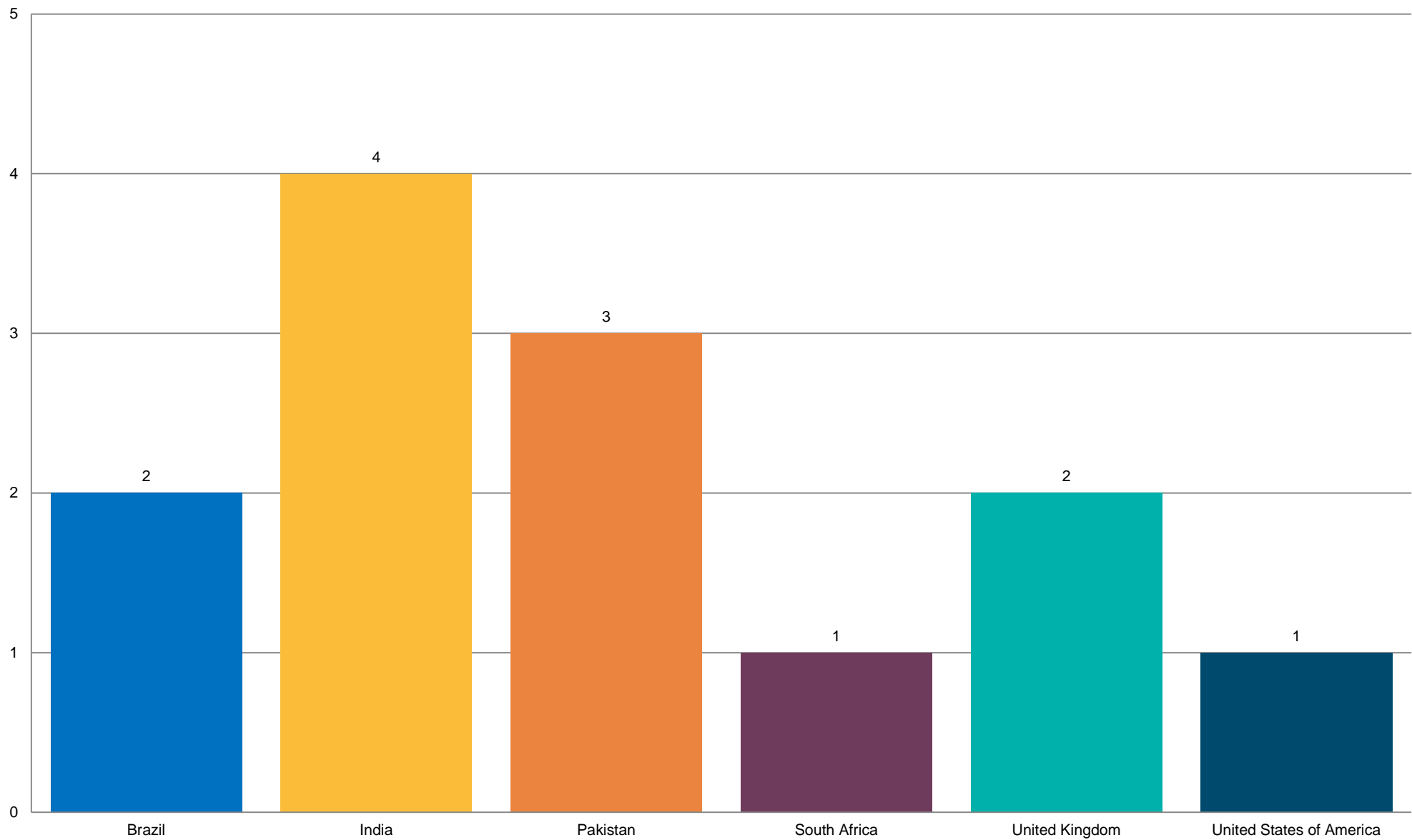
Country	Primary	Specialist
Iran	14	9
Iraq	10	4
Ireland	36	30
Israel	5	6
Italy	10	9
Japan	4	4
Jordan	0	1
Kazakhstan	1	0
Kenya	2	2
Lebanon	1	1
Malaysia	9	12
Malta	3	0
Myanmar	1	0
Nepal	2	0
Netherlands	10	11
New Zealand	8	22
Nigeria	17	6
Norway	1	1
Pakistan	28	15
Palestine	1	0
Papua New Guinea	1	1
Peru	1	1
Philippines	6	5
Poland	5	0
Qatar	0	3

Country	Primary	Specialist
Romania	3	1
Russia	6	0
Saudi Arabia	1	2
Slovakia	0	1
Singapore	1	3
South Africa	60	61
South Korea	3	3
Spain	8	6
Sri Lanka	31	21
Sudan	2	0
Sweden	5	7
Switzerland	4	3
Syria	7	6
Taiwan	3	3
Turkey	5	5
Ukraine	4	0
United Arab Emirates	0	2
United Kingdom	261	412
United States of America	19	25
Uzbekistan	1	0
Yugoslavia	1	1
Zambia	1	0

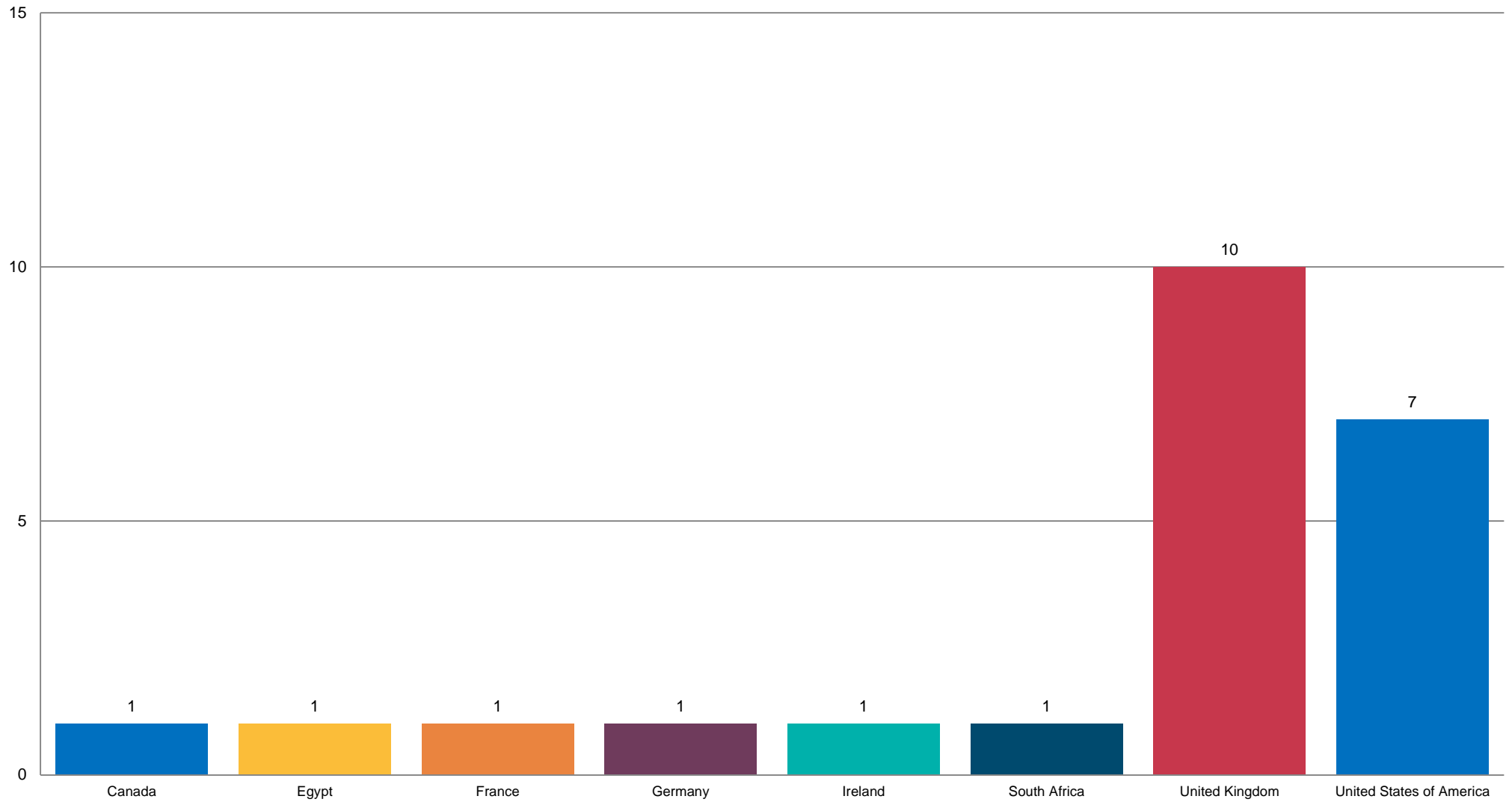
8.2 IMG country of qualifications: Primary medical degree and specialist qualification - all colleges (graph)



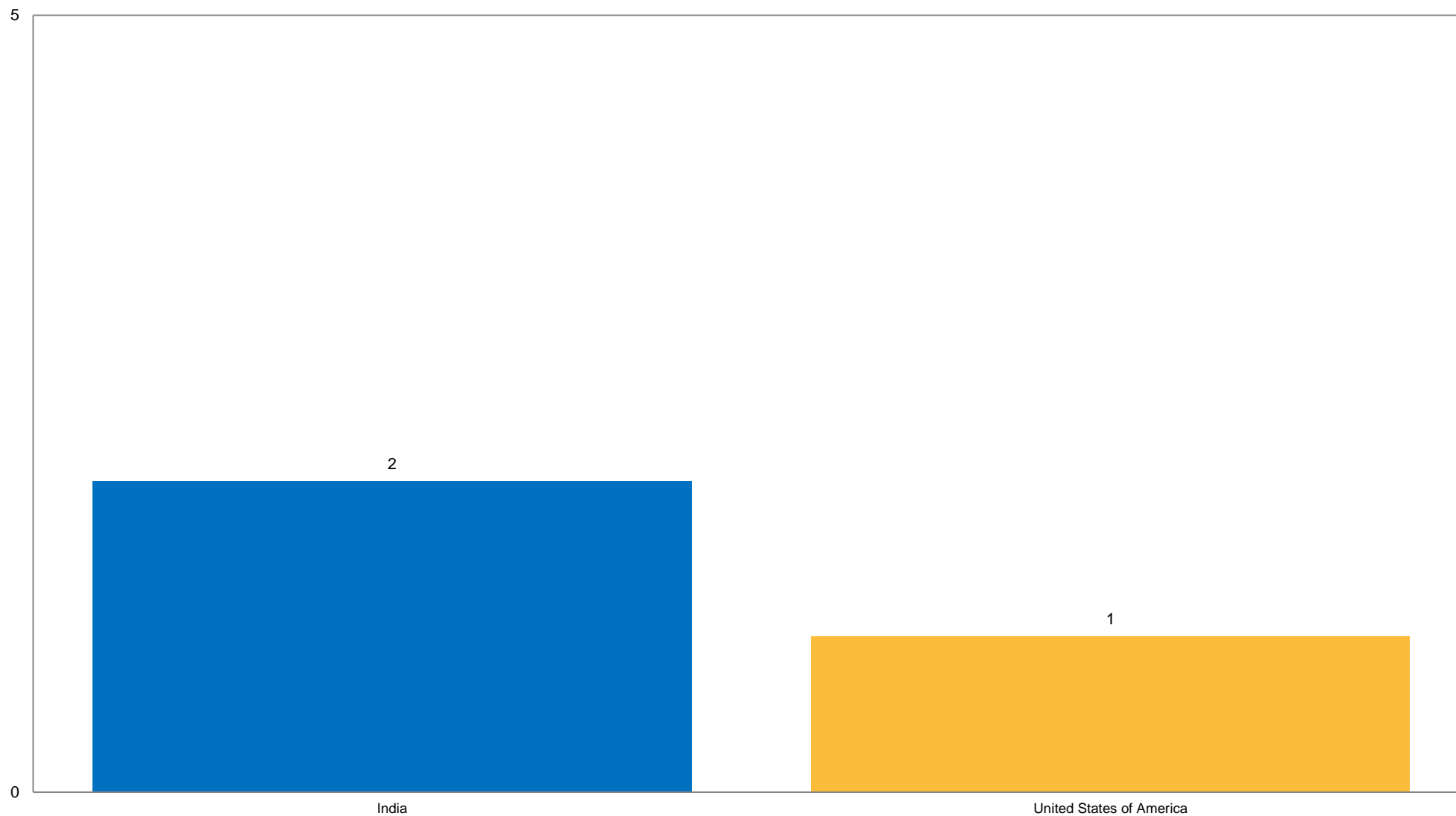
8.3.1 IMG country of qualifications: Specialist qualification: Australasian College of Dermatologists



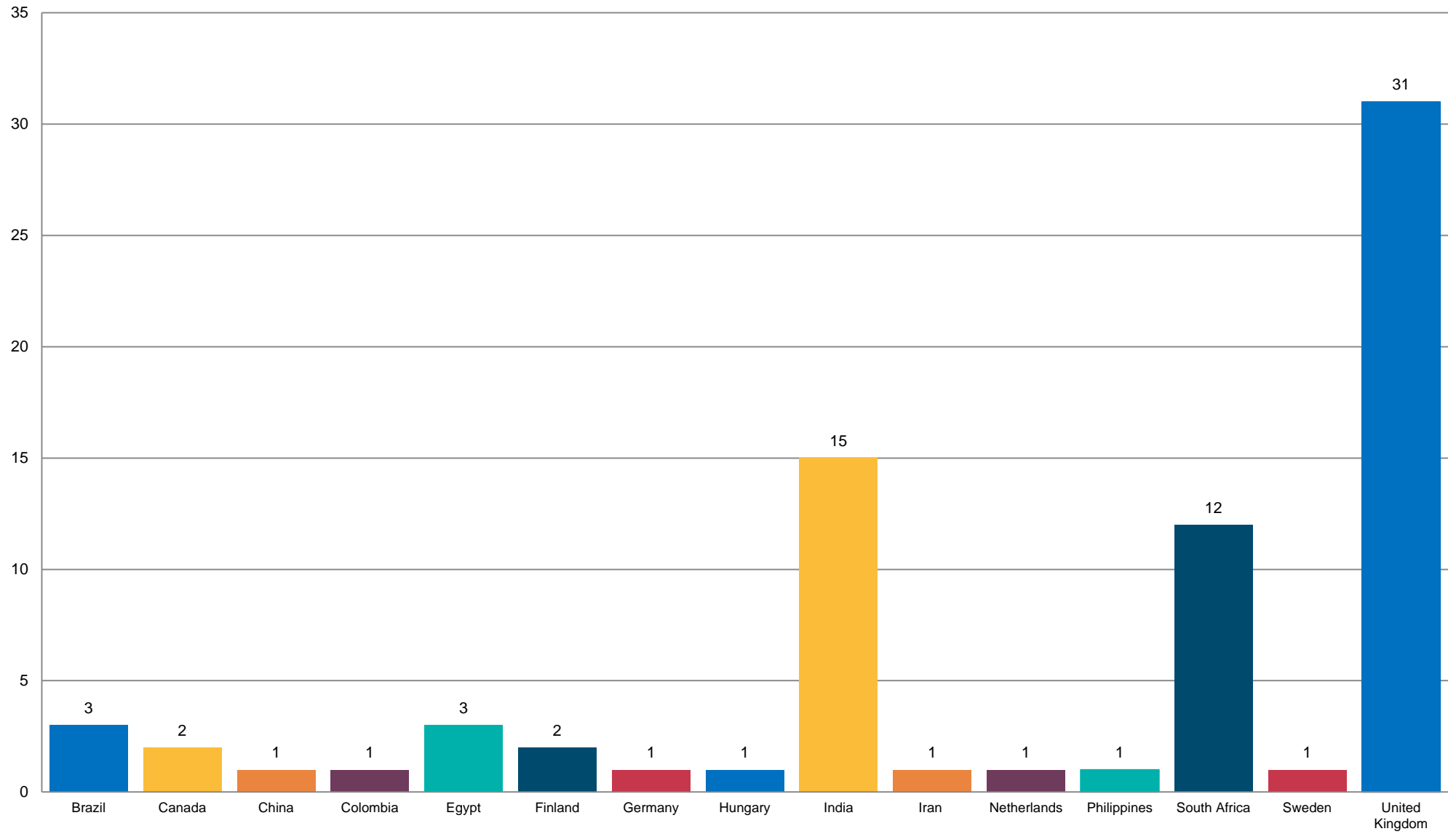
8.3.2 IMG country of qualifications: Specialist qualification: Australasian College for Emergency Medicine



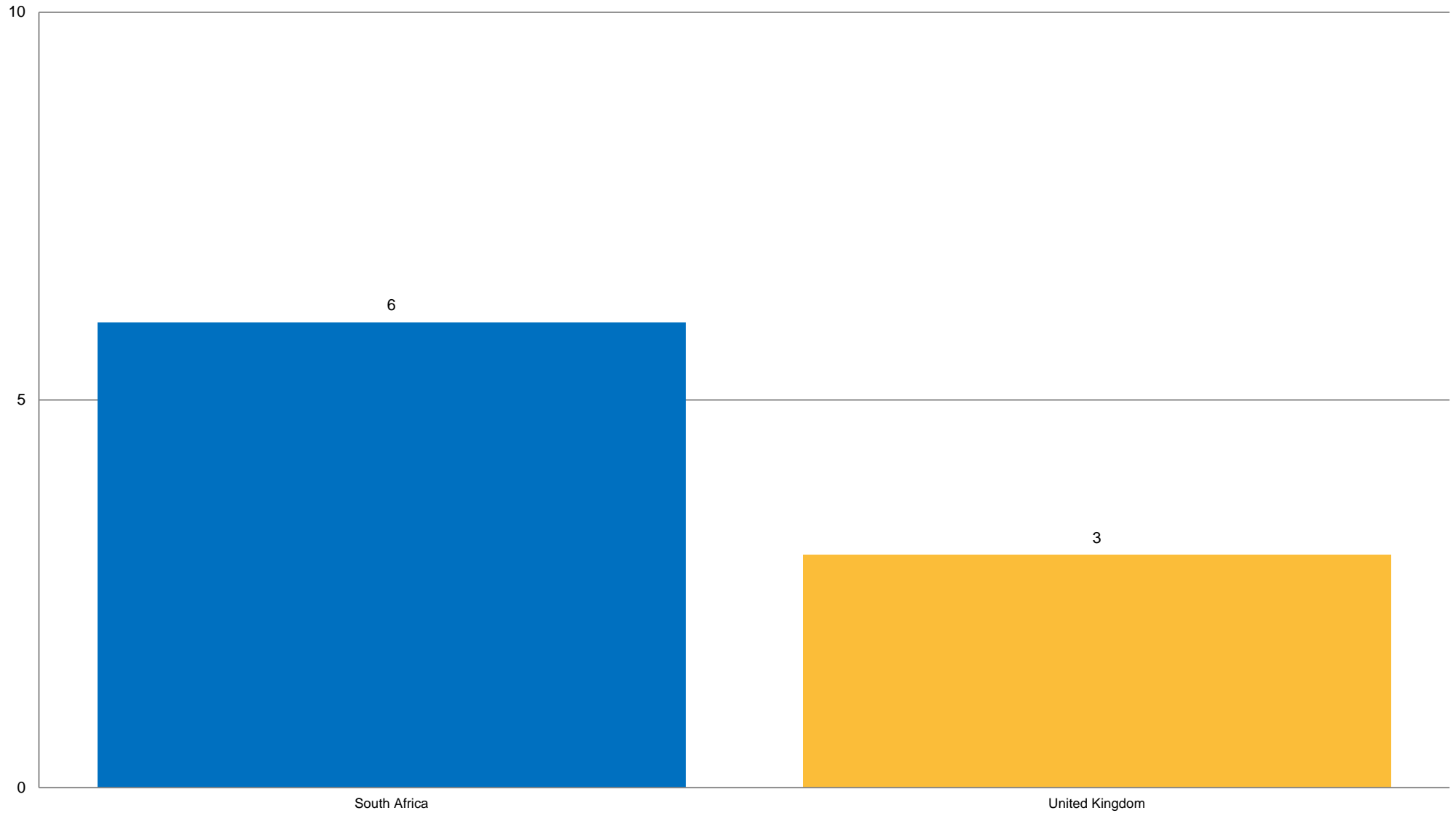
8.3.3 IMG country of qualifications: Specialist qualification: Australasian College of Sports and Exercise Physicians



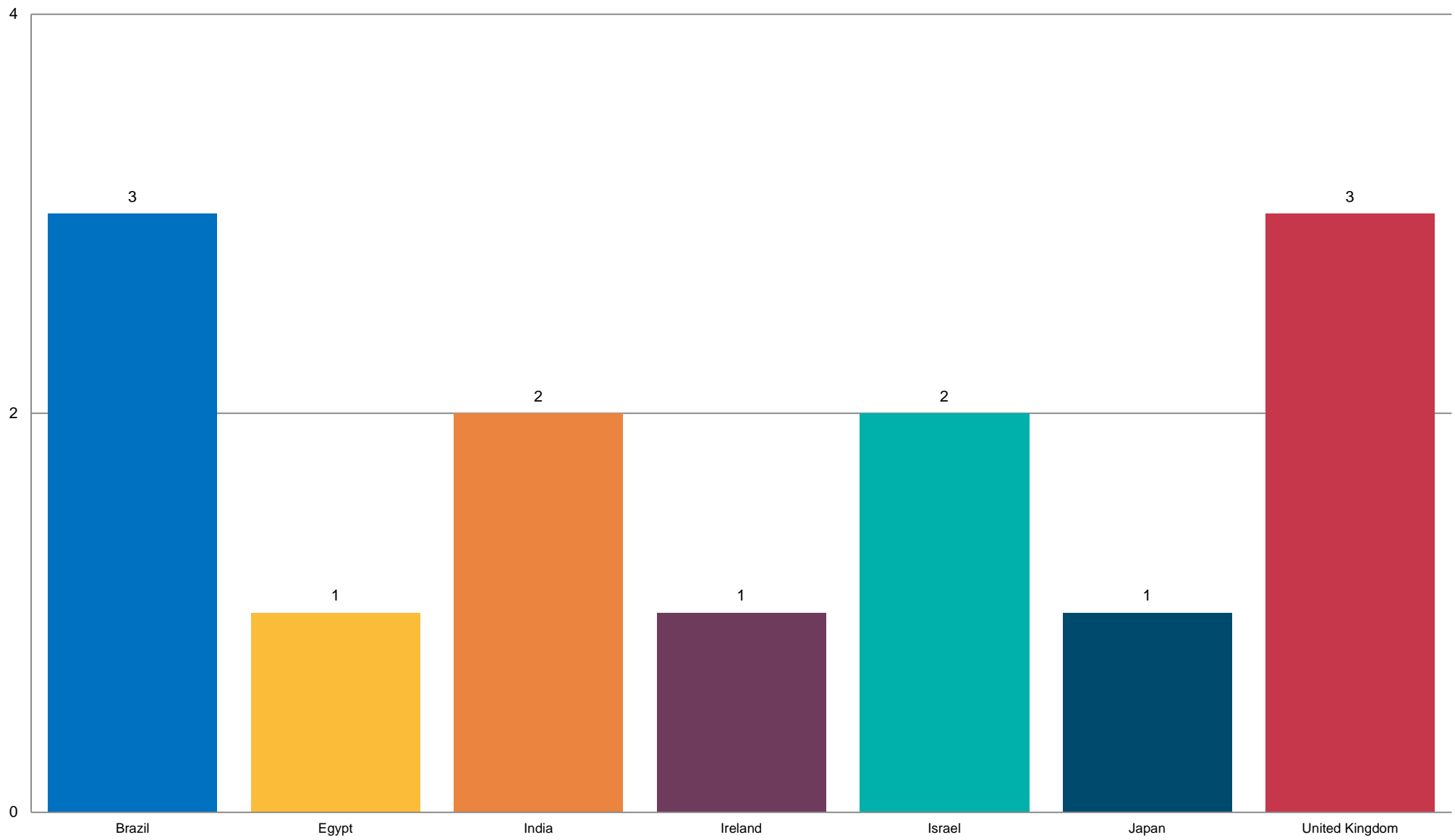
8.3.4 IMG country of qualifications: Specialist qualification: Australia and New Zealand College of Anaesthetists



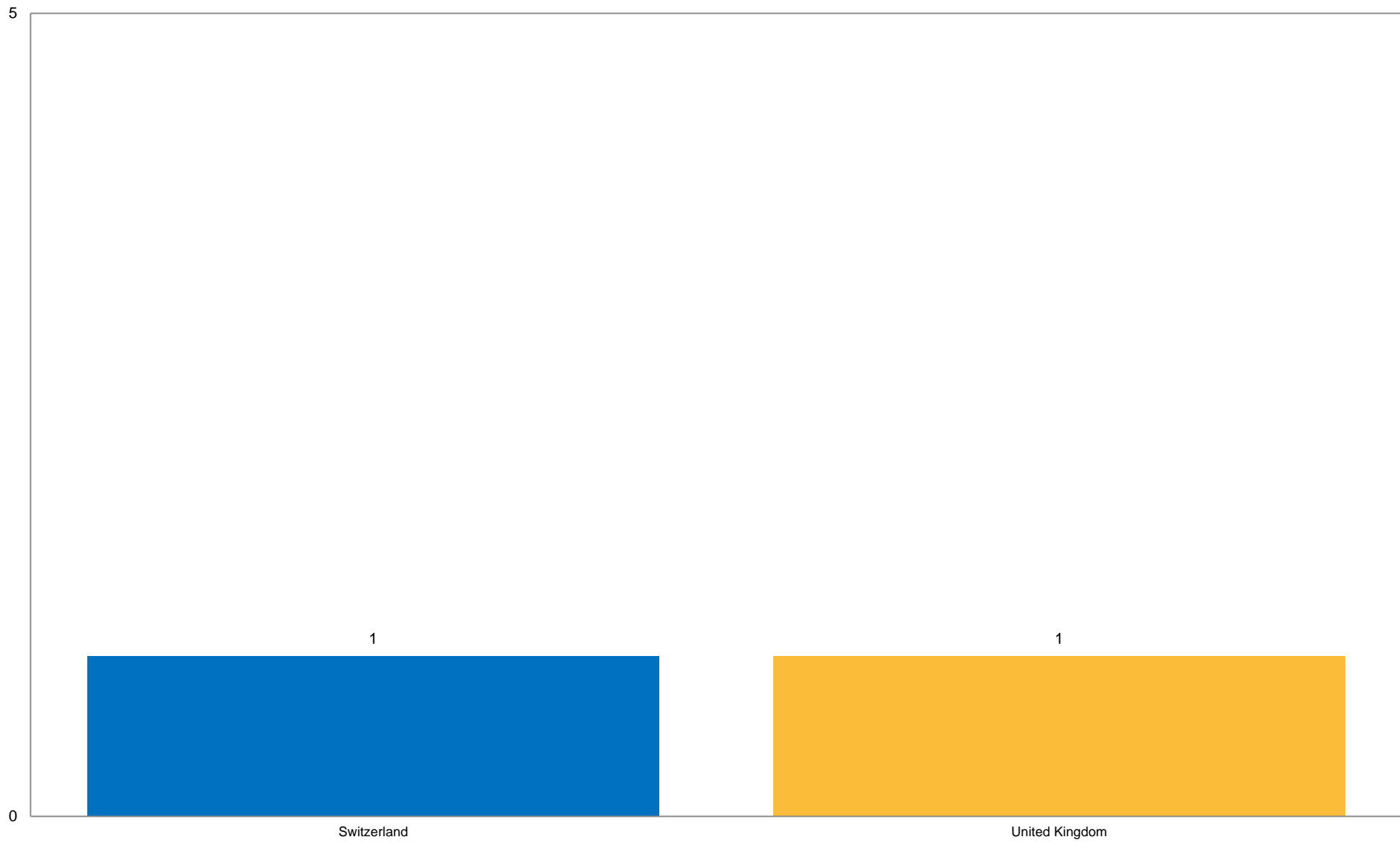
8.3.5 IMG country of qualifications: Specialist qualification: Australian College of Rural and Remote Medicine



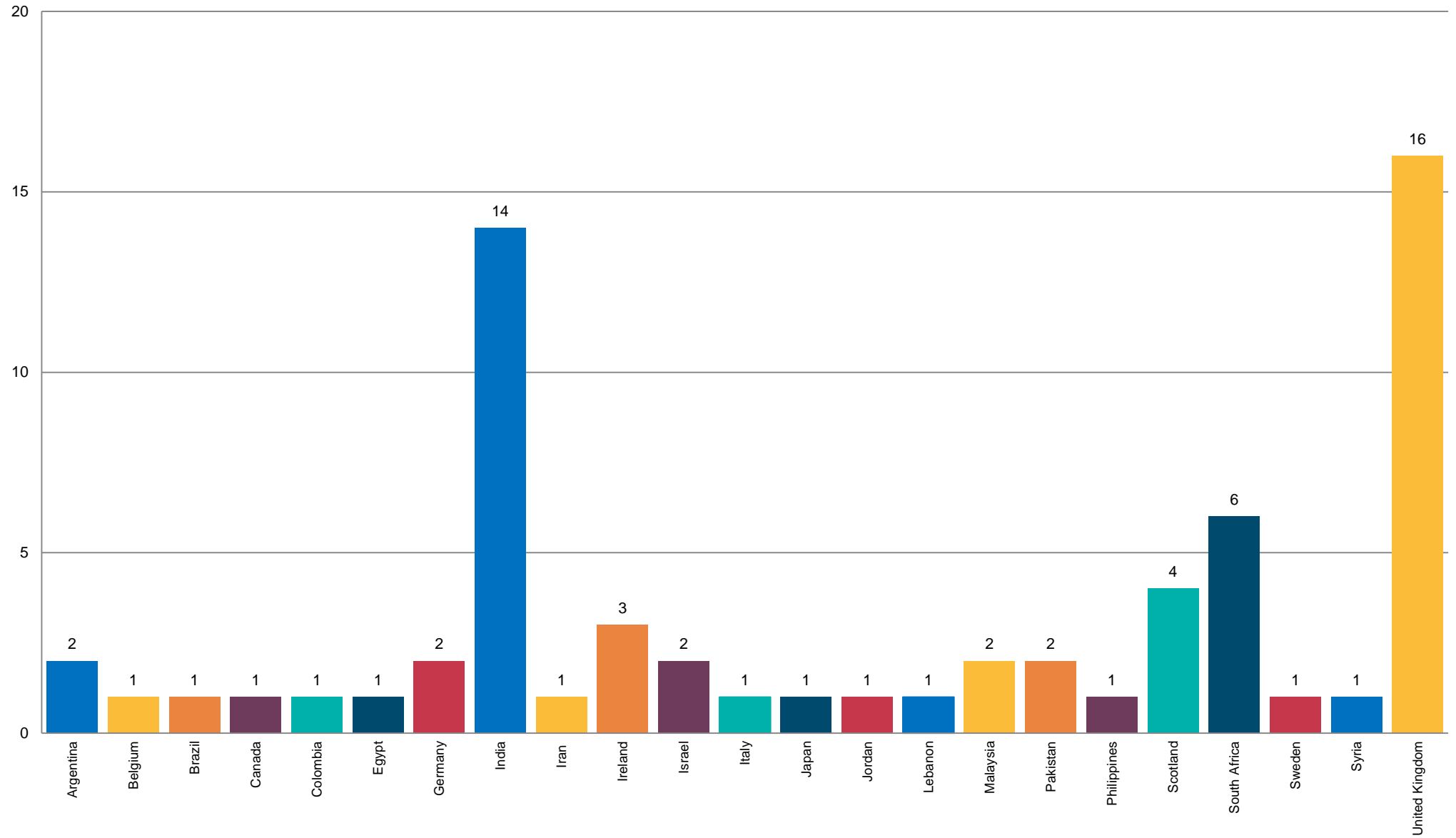
8.3.6 IMG country of qualifications: Specialist qualification: College of Intensive Care Medicine



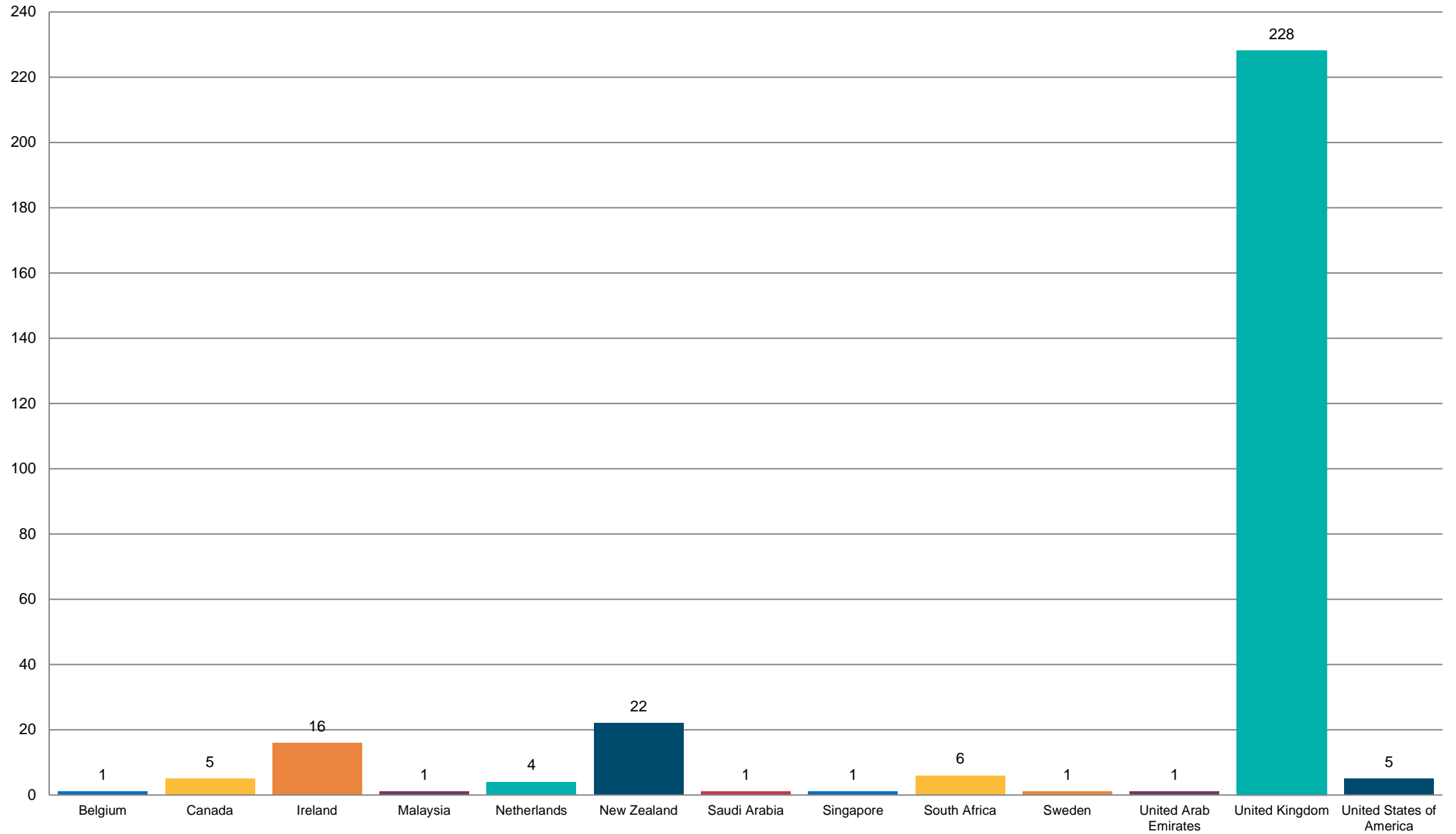
8.3.7 IMG country of qualifications: Specialist qualification: Royal Australasian College of Dental Surgeons



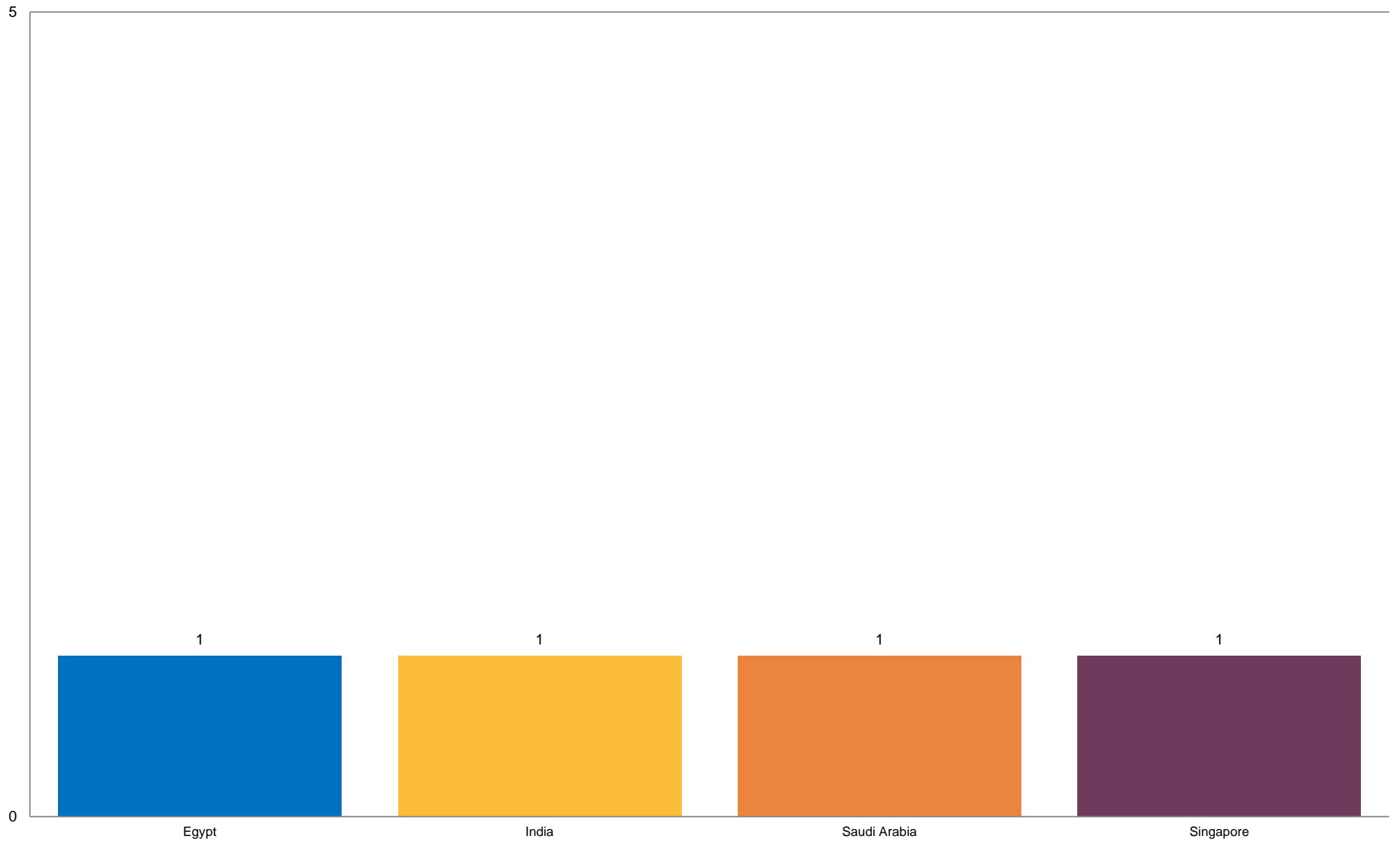
8.3.8 IMG country of qualifications: Specialist qualification: Royal Australasian College of Surgeons



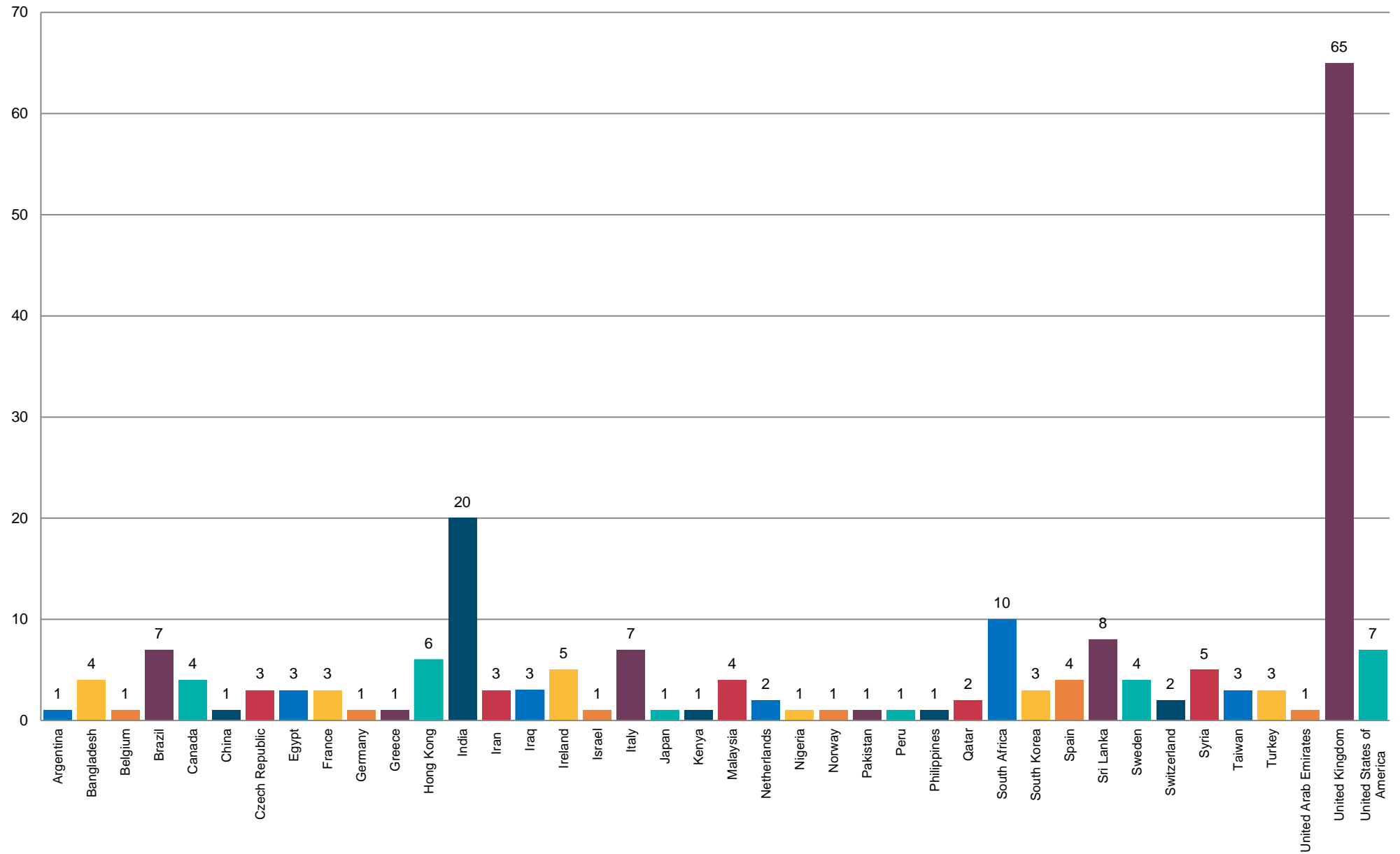
8.3.9 IMG country of qualifications: Specialist qualification: Royal Australian College of General Practitioners



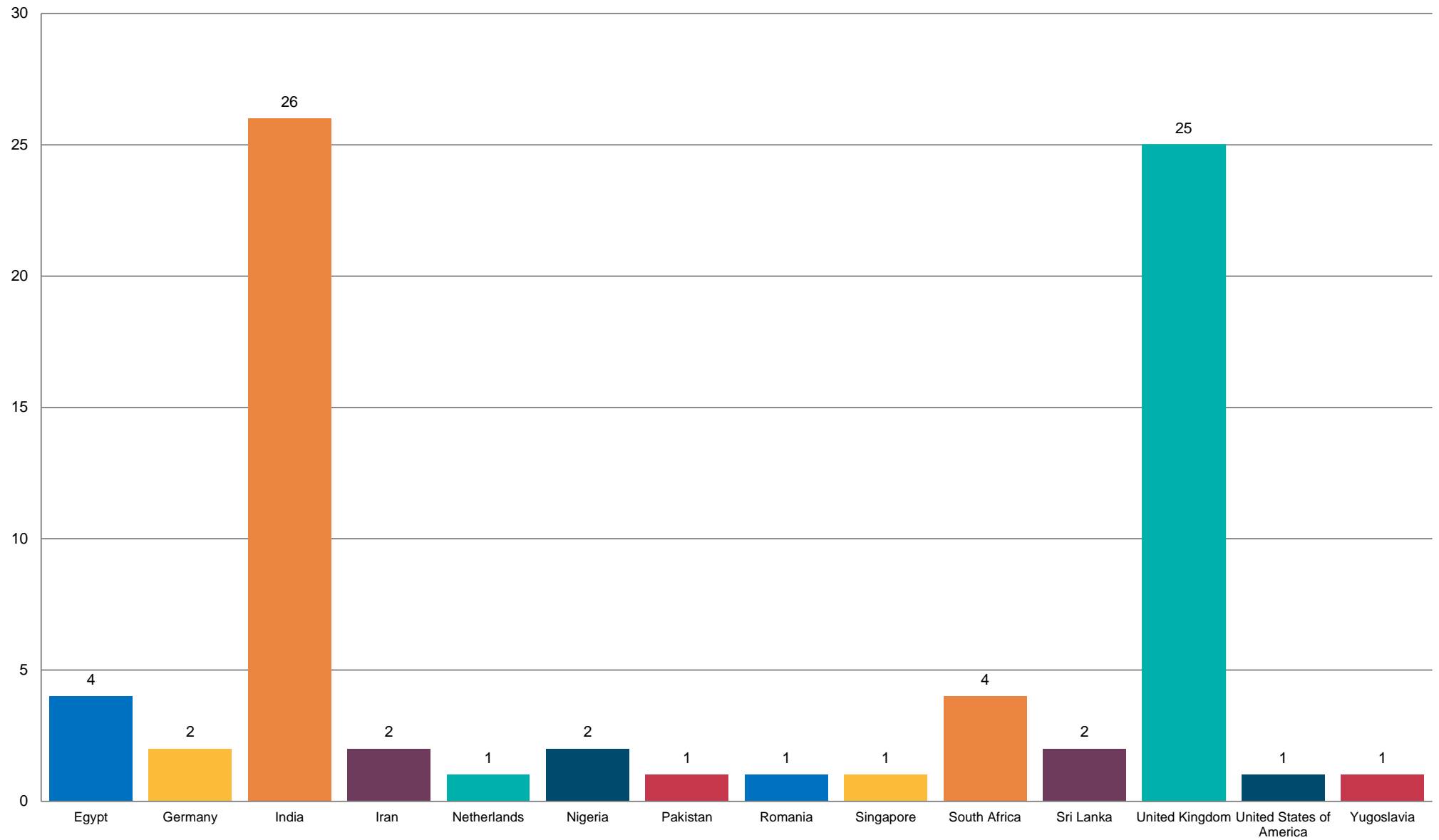
8.3.10 IMG country of qualifications: Specialist qualification: Royal Australasian College of Medical Administrators



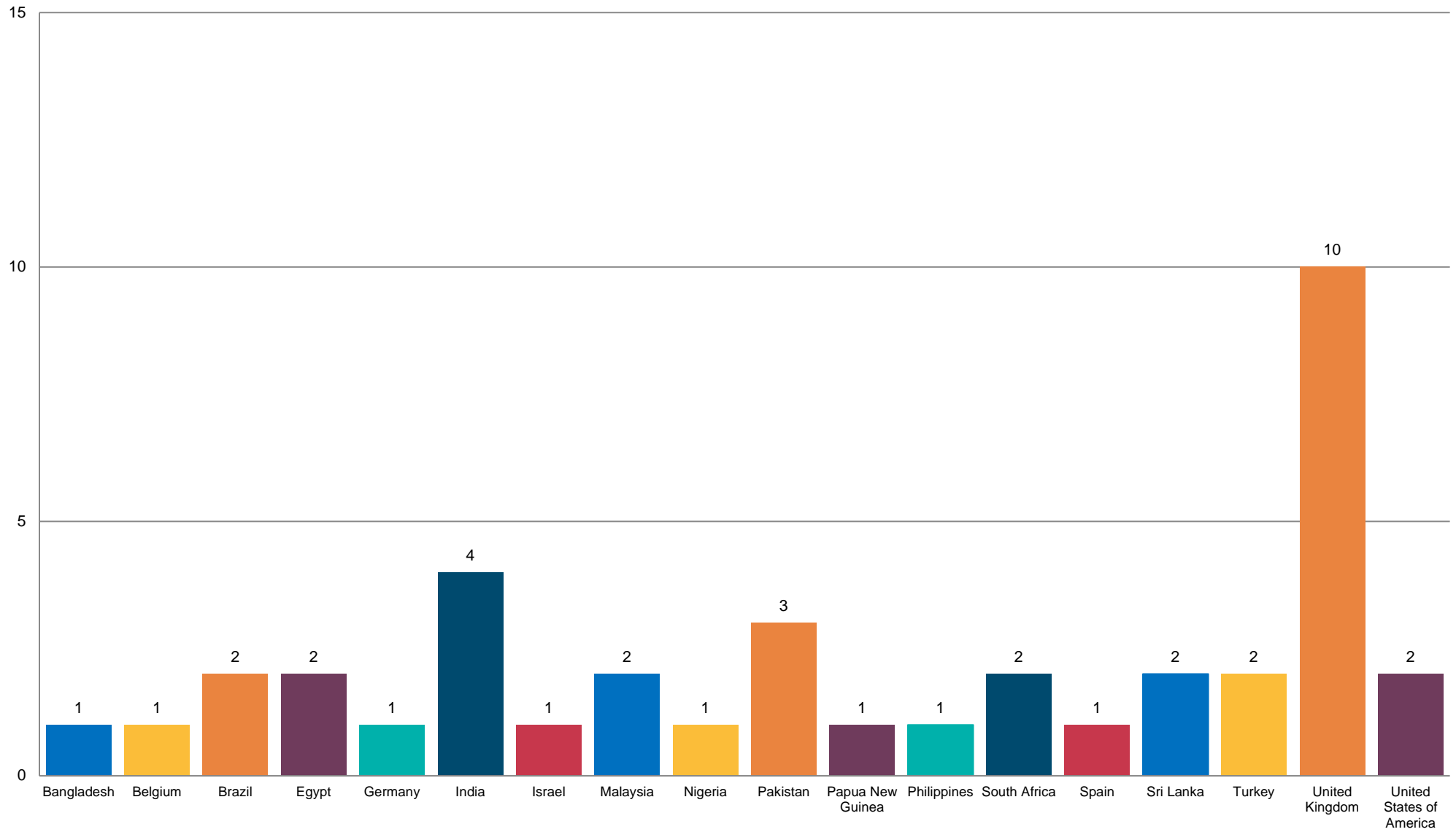
8.3.11 IMG country of qualifications: Specialist qualification: Royal Australasian College of Physicians



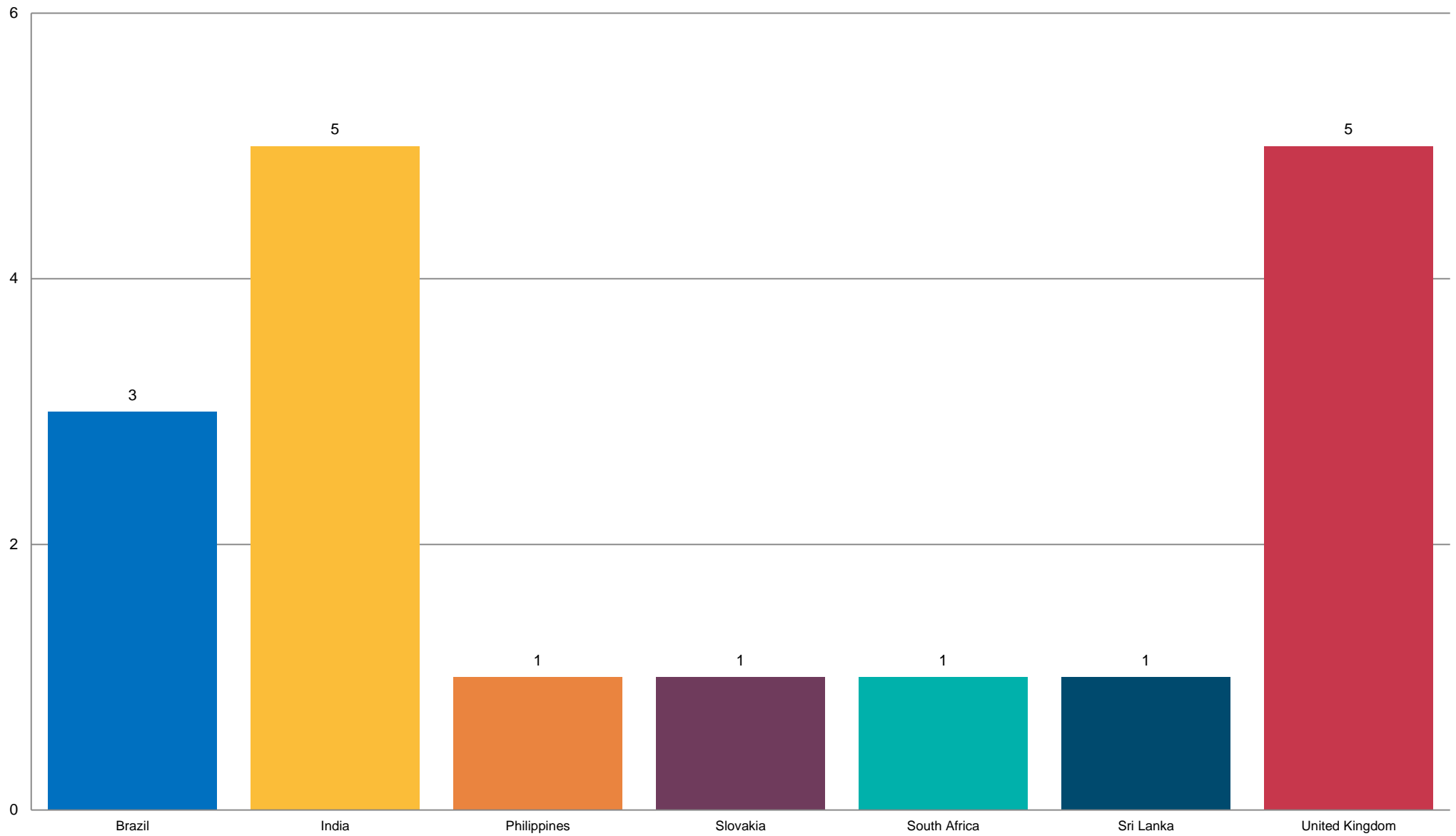
8.3.12 IMG country of qualifications: Specialist qualification: Royal Australian and New Zealand College of Psychiatrists



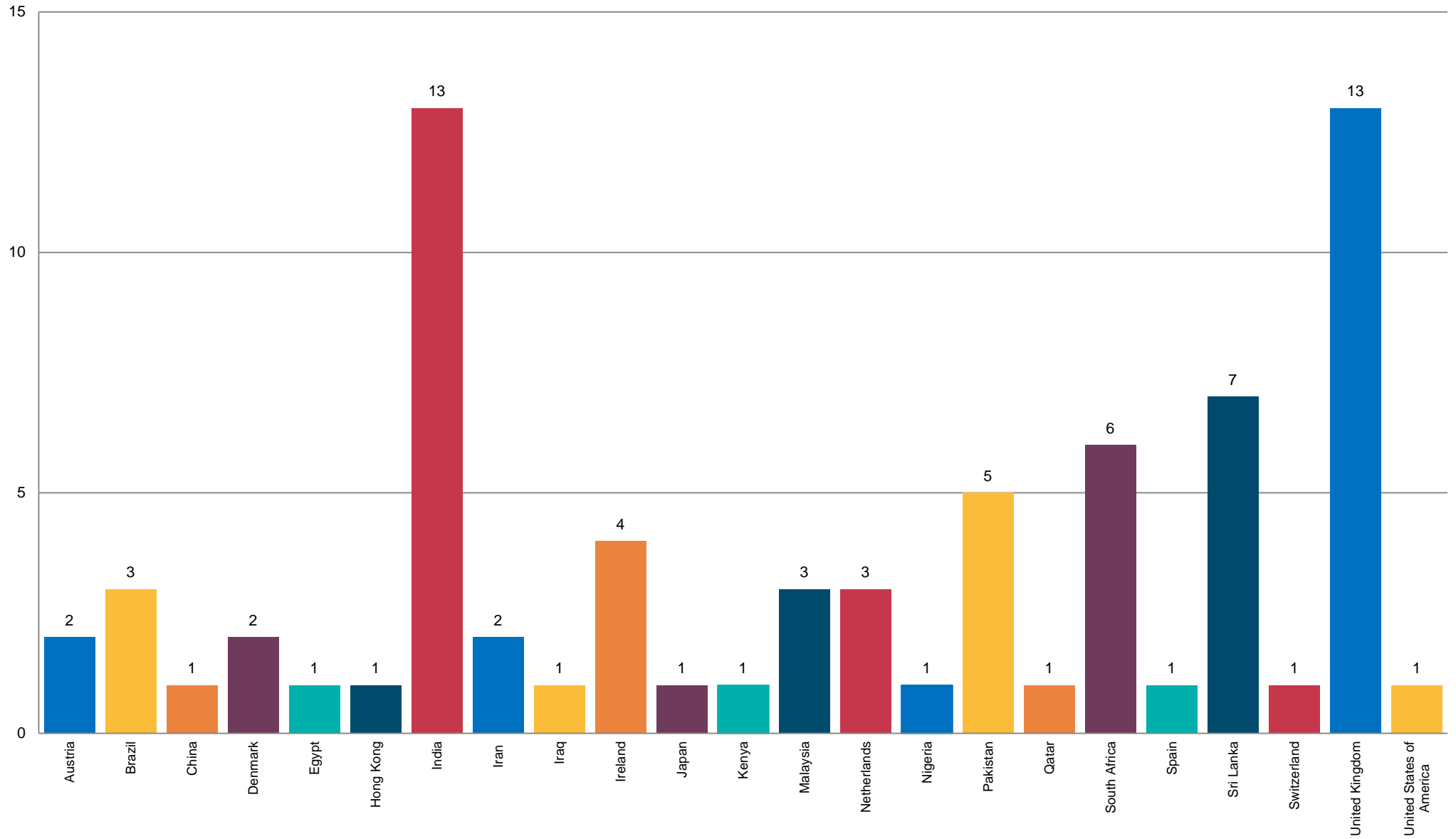
8.3.13 IMG country of qualifications: Specialist qualification: Royal Australian New Zealand College of Obstetricians and Gynaecologists



8.3.14 IMG country of qualifications: Specialist qualification: Royal Australian New Zealand College of Ophthalmologists



8.3.15 IMG country of qualifications: Specialist qualification: Royal Australian and New Zealand College of Radiologists



8.3.16 IMG country of qualifications: Specialist qualification: Royal College of Pathologists Australasia

